



## **Director's Report to the Library Board of Trustees January 22<sup>nd</sup>, 2026**

### **Operations**

Welcome to 2026! We're excited for all the things this new year will bring us.

Our vending machine giveback check for December was \$23.

We have been working diligently on staff updates. We have hired two new P/T circulation assistants to work both adults and children's desks. We are still looking to hire at least one more P/T circulation assistant.

All of us who work to purchase collection items will remain working hard to meet our 12% collection expenditure for 2026 and we will have that firm number by the end of March. The annual state report opens next week and I attended a virtual "veteran director" training session on Tuesday, January 20<sup>th</sup>. The state makes changes to this report annually, so these trainings, despite having done these reports for over 16 years, are always incredibly helpful.

Just an update to our rising printing costs, Tredyffrin and Paoli will both be increasing printing/copy fees with a tentative effective date of February 1<sup>st</sup>. B&W 8.5"x11" will be \$.20/page and color will be \$.50/page. This is still cheaper than Staples and remains in line with other libraries – we're actually late to the party.

On Monday, January 12<sup>th</sup> I gave a tour of the library to five students and two teachers from The Vanguard School in Malvern. They were looking to see how the library is a resource for adults in the community. The students ended up being able to spend a little bit of time in the Makerspace with Amy, and they really enjoyed it. The teacher, Marcy, has Amy's contact information and is hopeful to be able to schedule a private class for the students. Most of the students learned about our Library of Things, as well as being able to check out video games and DVDs for free.

The Chester County Customer Satisfaction Survey begins on Monday, January 26<sup>th</sup> and will go through Friday, February 27<sup>th</sup>.

If you've noticed trouble with the "new" app – I apologize! The old CCLS app died before expected, so the new app had to be greenlit before anyone was ready. It was a work in progress from the word go, and computer services was constantly in contact with the company to try to fix every little bug. As of Tuesday, January 20<sup>th</sup>, they believe they solved the issues (all on their end, not CCLS's) and we finally feel like we can see the light at the end of the tunnel. However, if you still experience app troubles, please let me know.



# TREDYFFRIN TOWNSHIP LIBRARIES

TREDYFFRIN PUBLIC LIBRARY & PAOLI LIBRARY

## Building Access

For the month of December 2025, 10,508 library visits were recorded. Compared to December 2024, the visitor count increased by 498.

| Libraries Combined |             |             |             |             |             |             |             |
|--------------------|-------------|-------------|-------------|-------------|-------------|-------------|-------------|
| Month to date      |             |             |             |             |             |             |             |
|                    | <u>2019</u> | <u>2020</u> | <u>2021</u> | <u>2022</u> | <u>2023</u> | <u>2024</u> | <u>2025</u> |
| January            | 17,125      | 18,169      | 2,308       | 7,148       | 10,713      | 10,755      | 11,479      |
| February           | 16,619      | 17,560      | 2,095       | 7,303       | 11,281      | 11,963      | 11,174      |
| March              | 19,471      | 7,721       | 4,054       | 8,817       | 13,573      | 14,095      | 13,425      |
| April              | 18,458      | 47          | 4,764       | 9,386       | 11,666      | 12,691      | 13,054      |
| May                | 16,740      | 154         | 5,611       | 8,767       | 12,940      | 12,045      | 13,205      |
| June               | 20,593      | 1,451       | 7,184       | 11,108      | 13,418      | 14,412      | 14,875      |
| July               | 21,000      | 3,542       | 8,345       | 12,621      | 11,962      | 15,851      | 17,088      |
| August             | 22,354      | 4,899       | 8,447       | 12,609      | 12,889      | 14,229      | 15,045      |
| September          | 19,778      | 5,167       | 5,959       | 10,576      | 9,937       | 11,816      | 13,010      |
| October            | 19,870      | 5,007       | 7,380       | 10,575      | 11,117      | 12,192      | 12,727      |
| November           | 18,930      | 4,719       | 8,230       | 11,661      | 11,051      | 13,165      | 13,761      |
| December           | 14,732      | 2,262       | 7,286       | 9,722       | 10,093      | 10,010      | 10,508      |

| Monthly 2025 to 2024 |           |           |            |                        |  |
|----------------------|-----------|-----------|------------|------------------------|--|
|                      | Dec. 2025 | Dec. 2024 | Difference | % increase or decrease |  |
| Paoli                | 2,676     | 2,479     | 197        | 8%                     |  |
| Tredyffrin           | 7,832     | 7,531     | 301        | 4%                     |  |
| Libraries Combined   | 10,508    | 10,010    | 498        | 5%                     |  |

| Yearly 2025 to 2019 |            |        |                    |  |
|---------------------|------------|--------|--------------------|--|
|                     | Tredyffrin | Paoli  | Libraries Combined |  |
| 2025                | 122,291    | 37,060 | 159,351            |  |
| 2024                | 118,419    | 34,805 | 153,224            |  |
| 2023                | 110,408    | 30,232 | 140,640            |  |
| 2022                | 92,061     | 28,232 | 120,293            |  |
| 2021                | 52,365     | 19,298 | 71,663             |  |
| 2020                | 52,166     | 18,532 | 70,698             |  |
| 2019                | 170,248    | 55,422 | 225,670            |  |



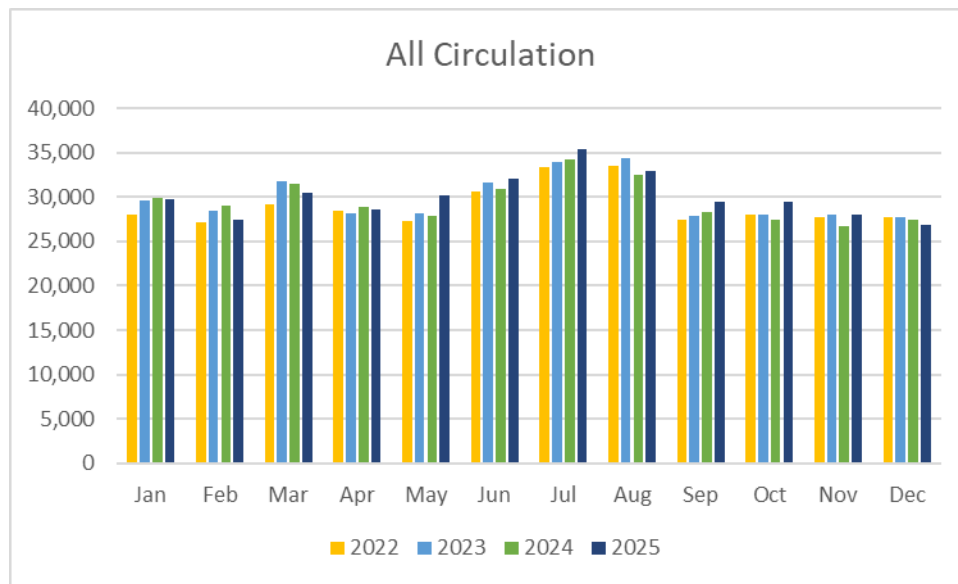
# TREDYFFRIN TOWNSHIP LIBRARIES

TREDYFFRIN PUBLIC LIBRARY & PAOLI LIBRARY

## Circulation

December 2025 circulation totaled 26,826. While we didn't surpass our 2019 total yearly circulation, we did surpass every other year since!! That news certainly put a smile on my face. E-materials circulation remained high and accounted for approximately 28% of total circulation for 2025.

| All Circulation |        |        |        |        |        |        |        |        |        |        |        |        | TOTAL   |
|-----------------|--------|--------|--------|--------|--------|--------|--------|--------|--------|--------|--------|--------|---------|
|                 | Jan    | Feb    | Mar    | Apr    | May    | Jun    | Jul    | Aug    | Sep    | Oct    | Nov    | Dec    |         |
| 2019            | 32,444 | 30,670 | 33,220 | 31,318 | 29,629 | 32,899 | 36,563 | 35,057 | 31,093 | 31,583 | 29,979 | 29,330 | 383,785 |
| 2020            | 32,884 | 33,602 | 20,374 | 8,202  | 8,923  | 13,557 | 22,464 | 25,791 | 25,925 | 25,290 | 22,762 | 19,922 | 259,696 |
| 2021            | 20,659 | 18,421 | 24,680 | 24,230 | 24,718 | 29,178 | 32,707 | 31,704 | 24,807 | 26,929 | 26,285 | 26,682 | 311,000 |
| 2022            | 28,040 | 27,215 | 29,181 | 28,411 | 27,226 | 30,653 | 33,428 | 33,568 | 27,421 | 27,976 | 27,783 | 27,674 | 348,576 |
| 2023            | 29,657 | 28,481 | 31,813 | 28,150 | 28,181 | 31,593 | 33,983 | 34,308 | 27,822 | 28,048 | 27,995 | 27,771 | 357,802 |
| 2024            | 29,948 | 29,070 | 31,479 | 28,936 | 27,825 | 30,893 | 34,294 | 32,566 | 28,332 | 27,431 | 26,658 | 27,432 | 354,864 |
| 2025            | 29,757 | 27,420 | 30,430 | 28,536 | 30,176 | 32,123 | 35,422 | 32,962 | 29,509 | 29,446 | 28,080 | 26,826 | 360,687 |



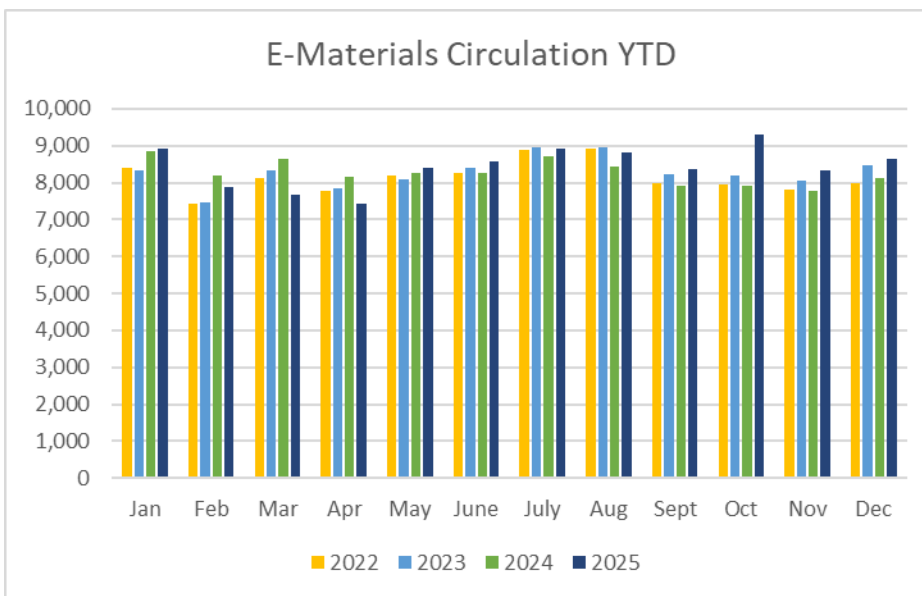
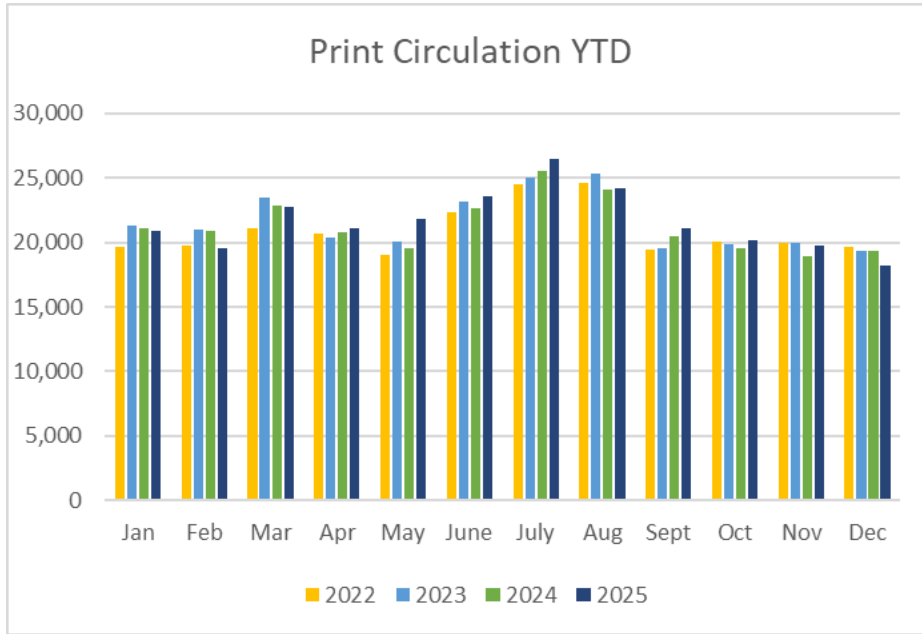
| Print Circulation |        |        |        |        |        |        |        |        |        |        |        |        | TOTAL   |
|-------------------|--------|--------|--------|--------|--------|--------|--------|--------|--------|--------|--------|--------|---------|
|                   | Jan    | Feb    | Mar    | Apr    | May    | June   | July   | Aug    | Sept   | Oct    | Nov    | Dec    |         |
| 2019              | 27,621 | 26,233 | 28,369 | 26,674 | 24,765 | 27,772 | 31,099 | 29,708 | 26,151 | 26,602 | 25,246 | 24,304 | 324,544 |
| 2020              | 26,609 | 27,657 | 13,783 | 87     | 52     | 4,946  | 13,865 | 17,494 | 18,665 | 18,077 | 15,774 | 12,413 | 169,422 |
| 2021              | 12,104 | 10,567 | 16,157 | 16,448 | 16,723 | 21,244 | 24,308 | 23,325 | 17,254 | 18,744 | 18,744 | 18,829 | 214,447 |
| 2022              | 19,633 | 19,789 | 21,069 | 20,636 | 19,036 | 22,377 | 24,545 | 24,638 | 19,450 | 20,033 | 19,957 | 19,679 | 250,842 |
| 2023              | 21,318 | 21,028 | 23,467 | 20,317 | 20,090 | 23,191 | 25,042 | 25,355 | 19,583 | 19,848 | 19,951 | 19,304 | 258,494 |
| 2024              | 21,109 | 20,887 | 22,833 | 20,771 | 19,579 | 22,637 | 25,575 | 24,137 | 20,428 | 19,514 | 18,881 | 19,306 | 255,657 |
| 2025              | 20,848 | 19,542 | 22,759 | 21,116 | 21,774 | 23,553 | 26,498 | 24,154 | 21,136 | 20,155 | 19,765 | 18,179 | 259,479 |



# TREDYFFRIN TOWNSHIP LIBRARIES

TREDYFFRIN PUBLIC LIBRARY & PAOLI LIBRARY

| E-Materials Circulation |       |       |       |       |       |       |       |       |       |       |       |       |         |        |  |
|-------------------------|-------|-------|-------|-------|-------|-------|-------|-------|-------|-------|-------|-------|---------|--------|--|
|                         | Jan   | Feb   | Mar   | Apr   | May   | June  | July  | Aug   | Sept  | Oct   | Nov   | Dec   | TOTAL   |        |  |
| 2019                    | 4,823 | 4,437 | 4,851 | 4,644 | 4,864 | 5,127 | 5,464 | 5,349 | 4,942 | 4,981 | 4,741 | 5,026 | 59,249  | 15.44% |  |
| 2020                    | 6,275 | 5,945 | 6,591 | 8,115 | 8,871 | 8,611 | 8,599 | 8,297 | 7,260 | 7,213 | 6,988 | 7,509 | 90,274  | 34.76% |  |
| 2021                    | 8,555 | 7,854 | 8,523 | 7,782 | 7,995 | 7,934 | 8,399 | 8,379 | 7,553 | 7,657 | 7,541 | 7,853 | 96,025  | 30.9%  |  |
| 2022                    | 8,407 | 7,426 | 8,112 | 7,775 | 8,190 | 8,276 | 8,883 | 8,930 | 7,971 | 7,943 | 7,826 | 7,995 | 97,734  | 28.0%  |  |
| 2023                    | 8,339 | 7,453 | 8,346 | 7,833 | 8,091 | 8,402 | 8,941 | 8,953 | 8,239 | 8,200 | 8,044 | 8,467 | 99,308  | 27.8%  |  |
| 2024                    | 8,839 | 8,183 | 8,646 | 8,165 | 8,246 | 8,256 | 8,719 | 8,429 | 7,904 | 7,917 | 7,777 | 8,126 | 99,207  | 27.96% |  |
| 2025                    | 8,909 | 7,878 | 7,671 | 7,420 | 8,402 | 8,570 | 8,924 | 8,808 | 8,373 | 9,291 | 8,315 | 8,647 | 101,208 | 28.06% |  |





# TREDYFFRIN TOWNSHIP LIBRARIES

TREDYFFRIN PUBLIC LIBRARY & PAOLI LIBRARY

## Programming Notes

December 2025 programming numbers are listed here. The charts show updated totals for numbers of programs offered and program attendance. As you can see we had a very busy year!

| Programs Offered | 2019         | 2020         | 2021         | 2022       | 2023         | 2024         | 2025         |
|------------------|--------------|--------------|--------------|------------|--------------|--------------|--------------|
| January          | 126          | 178          | 221          | 84         | 98           | 115          | 158          |
| February         | 136          | 183          | 212          | 90         | 93           | 130          | 171          |
| March            | 131          | 86           | 153          | 93         | 120          | 136          | 184          |
| April            | 169          | 64           | 101          | 82         | 108          | 138          | 197          |
| May              | 157          | 99           | 140          | 69         | 121          | 140          | 182          |
| June             | 153          | 135          | 165          | 76         | 119          | 137          | 200          |
| July             | 137          | 162          | 241          | 80         | 124          | 166          | 253          |
| August           | 165          | 130          | 122          | 74         | 122          | 132          | 196          |
| September        | 154          | 99           | 57           | 132        | 127          | 137          | 193          |
| October          | 171          | 107          | 126          | 81         | 116          | 166          | 200          |
| November         | 122          | 88           | 94           | 62         | 123          | 148          | 142          |
| December         | 142          | 76           | 70           | 52         | 78           | 134          | 142          |
| <b>TOTAL</b>     | <b>1,763</b> | <b>1,407</b> | <b>1,702</b> | <b>975</b> | <b>1,349</b> | <b>1,679</b> | <b>2,218</b> |

| Programs Attendance | 2019          | 2020          | 2021          | 2022          | 2023          | 2024          | 2025          |
|---------------------|---------------|---------------|---------------|---------------|---------------|---------------|---------------|
| January             | 2,084         | 3,474         | 2,997         | 756           | 1,641         | 2,613         | 2,359         |
| February            | 1,973         | 3,822         | 2,966         | 867           | 1,545         | 2,217         | 2,930         |
| March               | 2,020         | 1,156         | 2,107         | 1,005         | 2,220         | 2,594         | 2,691         |
| April               | 2,197         | 1,418         | 1,915         | 841           | 2,082         | 2,424         | 3,779         |
| May                 | 2,420         | 2,282         | 2,363         | 943           | 1,886         | 2,471         | 3,143         |
| June                | 5,786         | 1,928         | 2,254         | 1,086         | 2,335         | 3,214         | 4,222         |
| July                | 2,518         | 2,144         | 2,966         | 941           | 2,502         | 3,290         | 4,598         |
| August              | 3,230         | 1,925         | 2,324         | 1,192         | 2,162         | 2,940         | 3,611         |
| September           | 2,334         | 2,897         | 816           | 2,095         | 2,218         | 2,252         | 3,398         |
| October             | 3,335         | 1,491         | 1,445         | 1,218         | 2,104         | 2,694         | 3,685         |
| November            | 2,005         | 1,494         | 1,635         | 806           | 1,964         | 2,584         | 2,626         |
| December            | 1,930         | 1,278         | 852           | 890           | 1,230         | 2,003         | 2,540         |
| <b>TOTAL</b>        | <b>31,832</b> | <b>25,309</b> | <b>24,640</b> | <b>12,640</b> | <b>23,889</b> | <b>31,296</b> | <b>39,582</b> |



# TREDYFFRIN TOWNSHIP LIBRARIES

TREDYFFRIN PUBLIC LIBRARY & PAOLI LIBRARY

## **Adult Services (submitted by Jonathan Trice):**

The month of December is usually one of our slower months for programming, but this year we had a higher than usual number of programs. For the adults we had a total number of 113 programs with 2,032 attendees/participants. A lot of this can be attributed to our two new Adult services employees Bo Williams and Casey Kinsman. They have both hit the ground running and are developing some great programming. We are all looking forward to the 2026 programming.

We also finalized some plans for changes in the new year. First off, the reference desk will be moving back to where it originally was after the 2006 renovation. This will allow us more room for a second employee to offer drop in tech help and keep the computers and printer much closer to the desk. Look for these changes to start in February and March.

We will also be looking into adding assistive technology to help patrons find books and navigate the library via interactive maps. These will be available via the library website and on the catalog stations and kiosks throughout the building. We are hoping that it will allow patrons to feel more comfortable using the library.

## **Makerspace (submitted by Amy Moscia):**

December was an extremely fast and busy month in the Makerspace. 31 programs were held for all ages, 10 individual makerspace appointments along with open hours sessions. There were twenty 3D print submissions along with 36 prints from classes.

Casey Kinsman will now be doing additional makerspace class on Friday afternoon primary for adults.

We also had quite a few families who brought family members and friends by the makerspace who were visiting for the holiday. All were impressed and wished their local libraries had similar spaces.

We are looking toward a great new year in the Makerspace.

## **Children's Programming (Submitted by Stephanie Bragg):**

Number of Programs in December: 49

Total Attendance in December: 1366

The children's department (including children's makerspace) highlights for December:

- The makerspace hosted programs include, but were not limited to, paper airplane contest, gingerbread houses, and stop motion animation.
- The main children's department hosted programs including, art journal workshop, New Year's Eve preschool dance party, and preschool STEM: Snow.

Other news from children's:



# TREDYFFRIN TOWNSHIP LIBRARIES

TREDYFFRIN PUBLIC LIBRARY & PAOLI LIBRARY

- Ballet 180 returns to the library in January.
- Winter Reading Challenge is running from 12/26-1/31. A simple sheet of winter themed challenges, a sweet reward for completion, and a raffle ticket for chance at a larger prize basket.

## **Teen Programming (Submitted by Laurie Doan):**

In November and December, the teens held our weekly meetings of the Crochet Club, Teen Library Nights, and art journaling sessions.

Our monthly book club continued reading “The Labors of Hercules: A Hercule Poirot Mystery,” as part of our study of the author Agatha Christie.

Special events included:

We tried out the “Gloom of Thrones Game” in which the most tragedy-afflicted family wins. It was actually delightful.

“Spill the Tea” had us conversing while sharing a cup of tea and fashioning a book garland out of felt. A finished product can be found in the teen section.

“Teens Color Mixing Icing for Cookies” involved learning to make vibrant cookies with an easy homemade icing recipe and an intro to the art of mixing food colorings.

Teens accompanied by their parent or caregiver were our guests to see “The Prom” at the Mullen Center at Villanova University. Winner of the Drama Desk Award for Best Musical, “THE PROM” was wholly enjoyed by our group. The students especially appreciated seeing actors they were familiar with from our previous excursions to the venue.

Students continue to work on crafting our responses to our “Stay Gold” into a film to share our experience with the community. Responses include drawing, painting, mixed media, writing, photography, sculpture, and an original musical composition.

The Remixed Classics program is ongoing.

*Respectfully submitted by Mallory Hoffman (with statistics and pivot table help from Valerie Green) 😊*