



Head Librarian Report

July 24, 2025

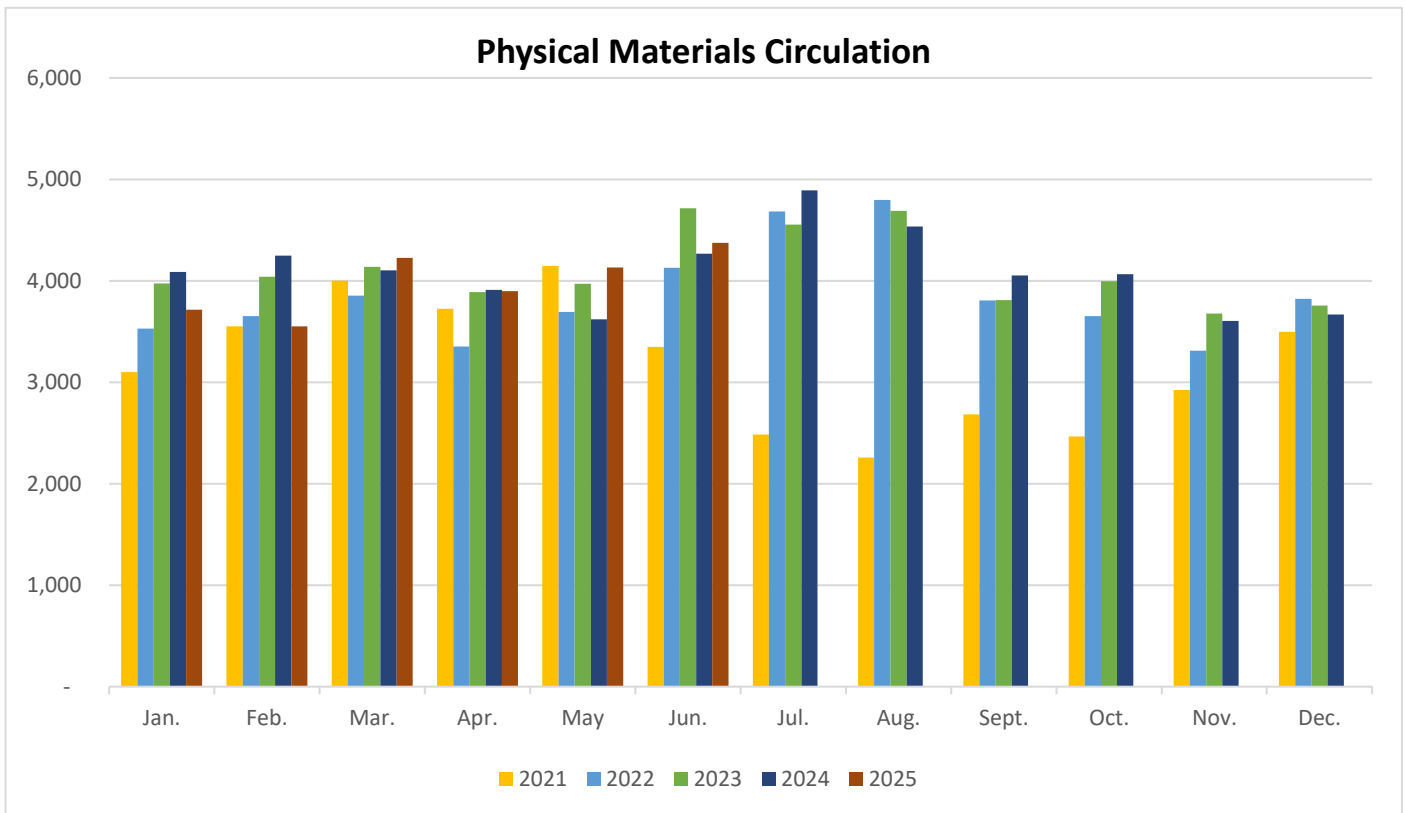
Operations

Two part-time circulation assistants resigned this month, both of which were covering Sundays. We have been filling gaps in the schedule thanks to much-needed help from Tredyffrin staff. We will be onboarding a new circulation assistant soon, and we are hiring for the second open position: Circulation and Children’s Programming Assistant. We are seeking a candidate who is able to contribute to both circulation coverage and children’s programming.

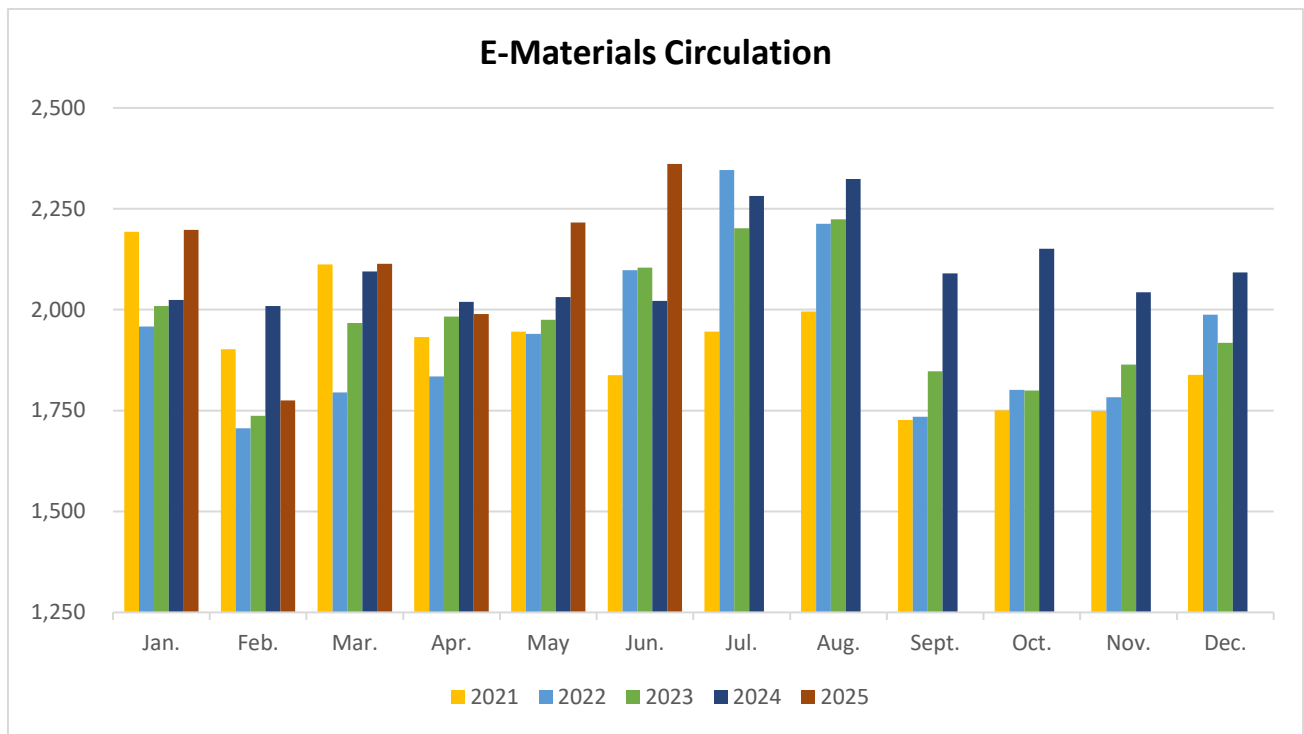
As part of the planned increase in collection spending, Paoli will be purchasing several new museum passes and items for the Library of Things. Keep an eye out for our new additions!

Circulation

In June 2025, circulation of physical materials was 4,376, and circulation of e-materials was 2,361.



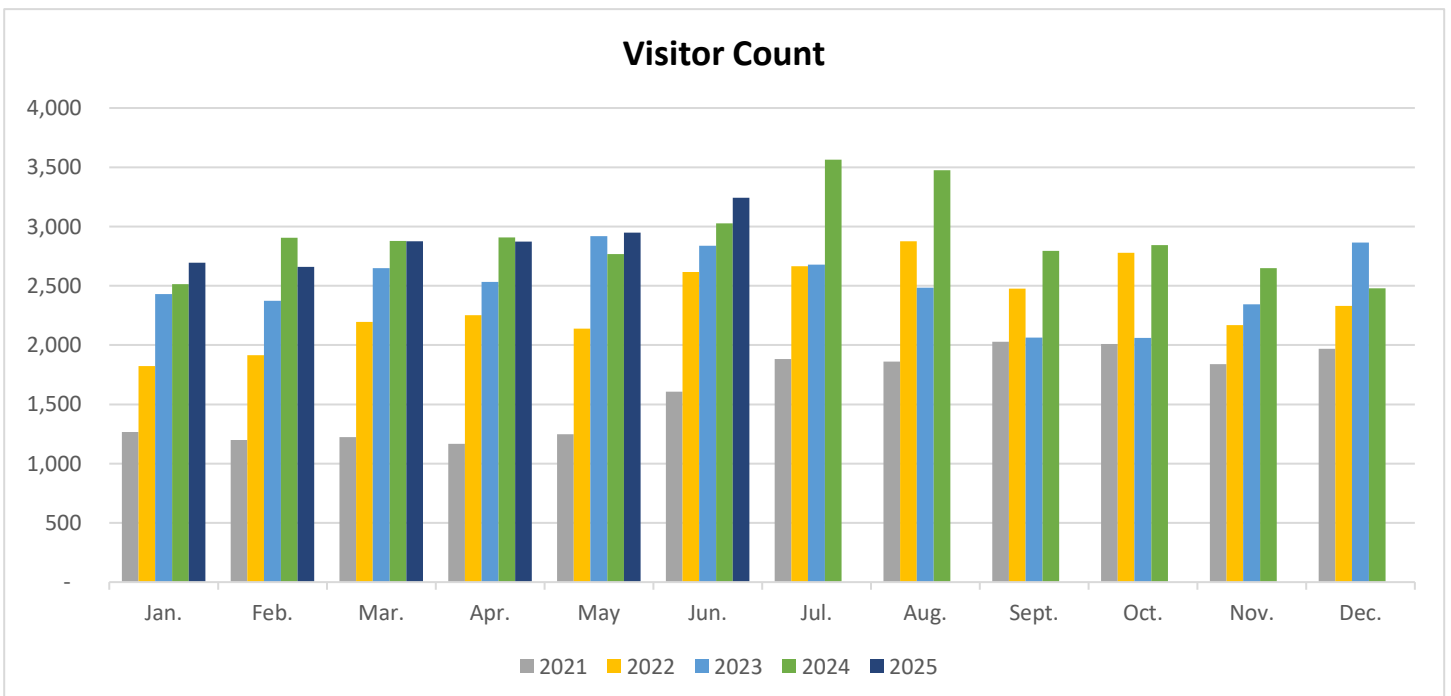
Physical Materials Circulation													
Year	Jan.	Feb.	Mar.	Apr.	May	Jun.	Jul.	Aug.	Sept.	Oct.	Nov.	Dec.	Total
2018	5,109	4,630	5,128	4,654	4,735	5,846	5,886	6,019	5,162	5,227	5,370	4,842	62,608
2019	5,604	5,057	5,098	4,926	4,983	5,854	6,274	5,906	4,958	4,979	5,097	4,584	63,320
2020	5,243	4,992	2,556	55	24	1,041	2,727	3,435	3,345	3,038	2,710	2,793	31,959
2021	3,101	3,551	4,001	3,726	4,149	3,349	2,485	2,259	2,683	2,467	2,923	3,497	38,191
2022	3,531	3,653	3,854	3,354	3,693	4,128	4,685	4,798	3,807	3,654	3,311	3,822	46,290
2023	3,974	4,041	4,139	3,889	3,970	4,716	4,554	4,691	3,811	3,995	3,677	3,757	49,214
2024	4,088	4,249	4,102	3,912	3,620	4,268	4,893	4,534	4,052	4,066	3,606	3,668	49,058
2025	3,716	3,550	4,228	3,900	4,131	4,376							23,901



E-Materials Circulation													
Year	Jan.	Feb.	Mar.	Apr.	May	Jun.	Jul.	Aug.	Sept.	Oct.	Nov.	Dec.	Total
2018	819	688	935	940	894	880	1,016	971	898	998	906	977	10,922
2019	1,125	1,155	1,199	1,223	1,305	1,402	1,461	1,342	1,328	1,297	1,111	1,316	15,264
2020	1,391	1,331	1,431	1,875	2,171	1,937	2,101	1,852	1,567	1,657	1,704	1,971	20,988
2021	2,193	1,902	2,112	1,932	1,946	1,838	1,946	1,996	1,727	1,751	1,749	1,839	22,931
2022	1,958	1,706	1,795	1,835	1,940	2,098	2,346	2,213	1,735	1,801	1,783	1,988	23,198
2023	2,009	1,737	1,967	1,983	1,975	2,104	2,202	2,224	1,847	1,800	1,864	1,918	23,630
2024	2,024	2,009	2,095	2,019	2,031	2,022	2,282	2,324	2,090	2,151	2,043	2,092	25,182
2025	2,198	1,775	2,114	1,989	2,216	2,361							12,653

Visitor Count

In June 2025, 3,243 visits were recorded for Paoli Library.



Visitor Count													
Year	Jan.	Feb.	Mar.	Apr.	May	Jun.	Jul.	Aug.	Sept.	Oct.	Nov.	Dec.	Total
2019	4,454	4,204	4,714	4,740	4,496	4,987	5,356	5,390	4,422	4,407	4,505	3,747	55,422
2020	4,400	4,168	2,047	13	16	575	1,185	1,309	1,302	1,255	987	1,275	18,532
2021	1,266	1,199	1,224	1,166	1,248	1,606	1,882	1,860	2,029	2,010	1,839	1,969	19,298
2022	1,823	1,914	2,194	2,251	2,139	2,617	2,665	2,875	2,476	2,779	2,169	2,330	28,232
2023	2,430	2,373	2,649	2,532	2,920	2,838	2,678	2,483	2,062	2,059	2,344	2,864	30,232
2024	2,513	2,905	2,879	2,908	2,768	3,026	3,565	3,476	2,794	2,843	2,649	2,479	34,805
2025	2,695	2,660	2,875	2,872	2,948	3,243							17,293

Programs

June 2025 Programs		
Audience	# of Programs	Attendance
Adults (18+)	8	54
Children (0-11)	16	525
Young Adults (12-17)	2	14
General Interest (All Ages)	5	397
Grand Total	31	990

Programs Offered			
Month	2023	2024	2025
January	30	20	26
February	17	21	27
March	34	21	24
April	24	32	40
May	36	24	32
June	49	32	31
July	25	29	
August	32	30	
September	36	24	
October	18	32	
November	31	24	
December	13	23	
Total	345	312	180

Programs Attendance			
Month	2023	2024	2025
January	354	489	369
February	201	251	450
March	525	286	398
April	342	541	890
May	522	504	737
June	811	907	990
July	336	554	
August	476	877	
September	506	480	
October	259	612	
November	391	481	
December	161	420	
Total	4,884	6,402	3,834

Youth Programs

Report respectfully submitted by Sarah Roeske, Youth Services Librarian, MLIS

June 2025 Overview

Program attendance has surged since the school year ended, with storytimes seeing the biggest boost. One recent storytime drew over 59 total attendees - our largest crowd yet in the small green room. In total, 908 people attended programs I hosted in June, a number that speaks to the strong community interest and engagement this summer. I've also had a great response to a variety of one-off programs. Our Rainbow Tea Party welcomed 29 participants, and the always-popular Teddy Bear Sleepover brought in 58. Storytime at Greentree Park continues to be our standout event, regularly drawing over 50 attendees each week. It's been a joy to see so many families showing up, staying engaged, and making the most of the season.

(continued on next page)

July 2025 Overview

Our Teddy Bear Tea Party was a hit. The kids can't resist a tea party, especially when there's food involved! We also had 43 attendees at our Tie-Dye Teddy Bears program at the park, which was messy, colorful fun for everyone. These creative, hands-on events continue to draw big crowds and lots of excitement, and it's nice to have the park as a place to do messy art!

It's also been a busy month for teen programming. I hosted several events geared toward teen interests, with a strong turnout and great feedback. Anime has been especially popular—they've been asking for more! I screened two anime movies, shared snacks, and enjoyed some relaxed time indoors, away from the summer heat.

Looking Forward

Summer Reading is in full swing, and we've still got a whole month of fun ahead! There's a great lineup of engaging programs coming up to keep kids creative all summer long. Don't miss your chance to join the adventure before the season wraps up!

Highlights include:

- Book B-I-N-G-O is BACK!
- Ballet classes in partnership with *Ballet 180*, introducing kids to movement and dance.
- Back to School Storytime, where we'll make a special charm bracelet to help us feel brave on the first day of school.
- The Willistown Country Fair, which signals the last day of Summer Reading!
- And of course, storytimes several times a week!

What have we been up to?



Hair chalk and a full tattoo sleeve at our tattoo party.



Bear muffins at our teddy bear tea party.



We painted our own egg shakers!



Tie-dye bears at the park

Adult Programs

Our Cook & Connect Cookbook Club continues to gain momentum, bringing the community together through a shared love of cooking. Congratulations to our June cookbook giveaway winner—pictured below!

To kick off summer, participants got hands-on at our craft night by creating their own custom grill rubs—just in time for grilling season. June also marked a milestone for our monthly Puzzle Exchange, with our highest attendance yet! One ambitious puzzler (pictured below) is even taking on an 18,000-piece challenge this summer.

We also launched our popular summer Mindful Mondays series with Bernadette Smith, offering a calming space for meditation and reflection amidst a busy season.

Finally, we're excited to report that Adult Summer Reading registrations have climbed to 54 participants as of July!



Respectfully submitted by
Abby Cengel, Head Librarian
July 24, 2025