



# Head Librarian Report

December 2024

## Operations

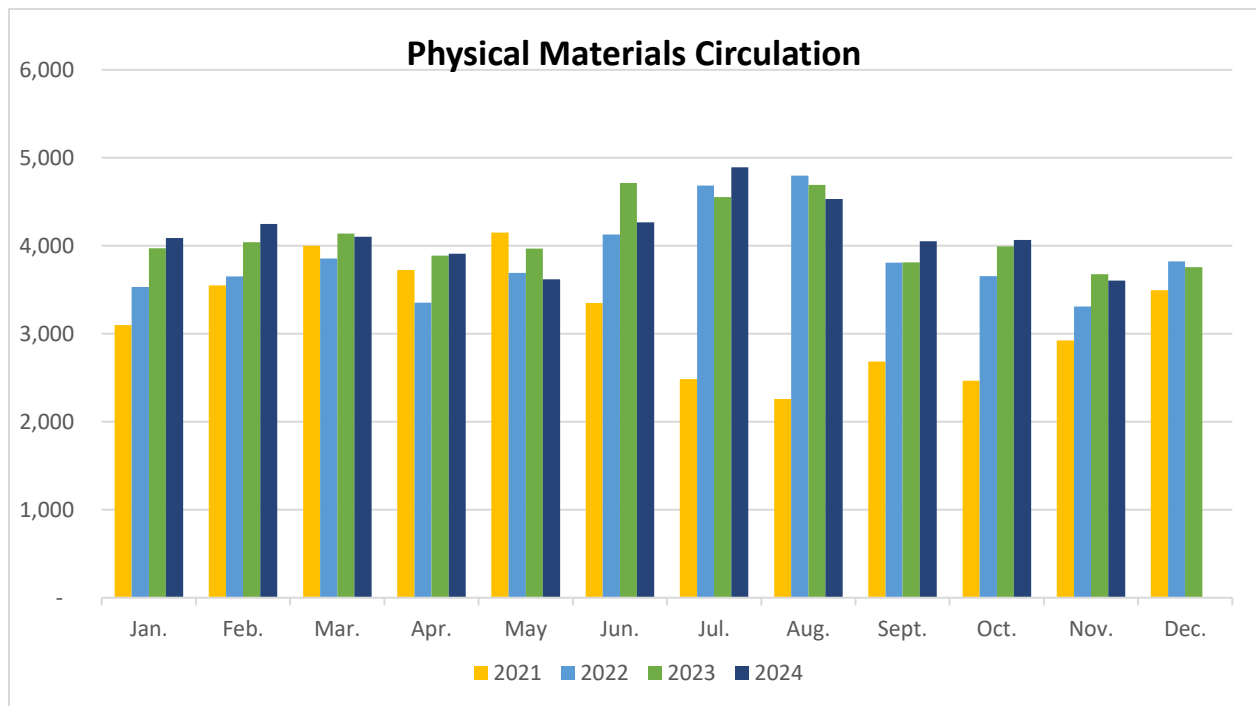
Four Paoli staff members attended the Tredyffrin/Paoli all-staff training day on November 11<sup>th</sup>. We caught up on circulation procedures, customer service, and received CPR/First Aid training.

## Collection Updates

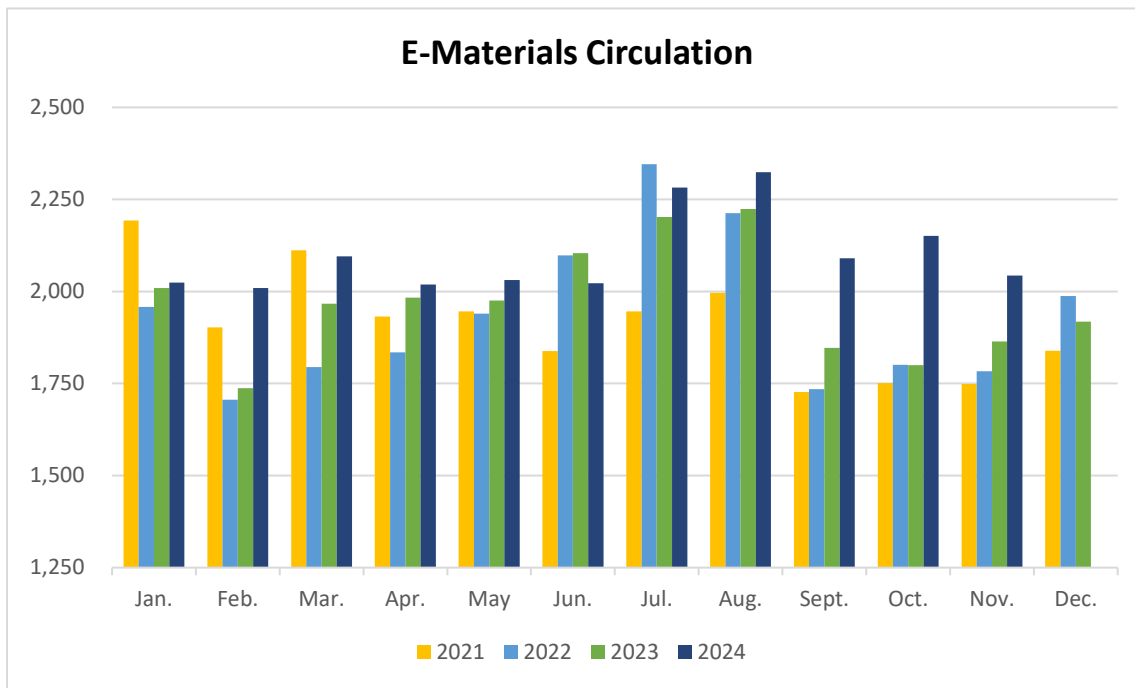
We recently purchased several new items to expand Paoli's Library of Things. Items include a metal detector, binoculars, external DVD/CD player, portable document scanner, stud finder, and a Cricut Joy machine. We also purchased a museum pass for the Please Touch Museum and Tyler Arboretum. All items will be available for checkout soon!

## Circulation

In October 2024, circulation of physical materials was 4,066, and circulation of e-materials was 2,151. In November 2024, circulation of physical materials was 3,606, and circulation of e-materials was 2,043. Circulation typically sees a slight decline over the winter months, but overall post-pandemic circulation continues to improve year over year.



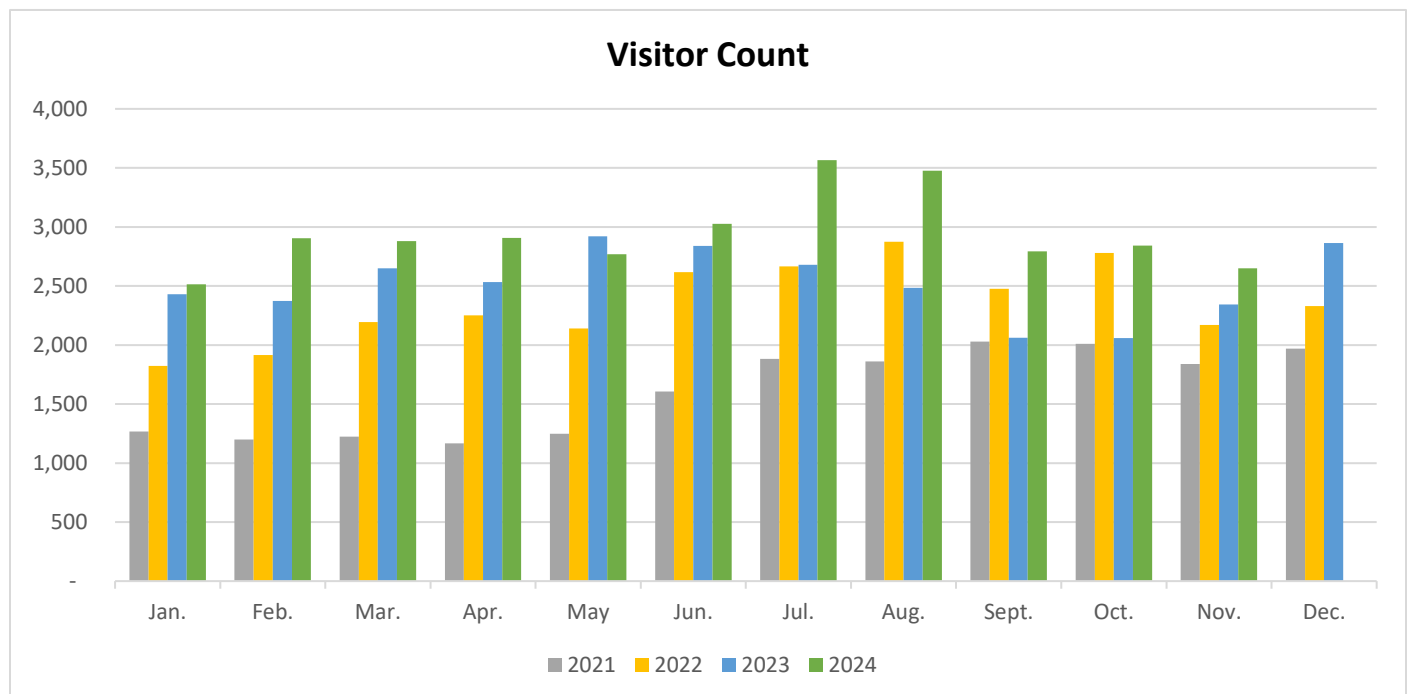
Physical Materials Circulation														
Year	Jan.	Feb.	Mar.	Apr.	May	Jun.	Jul.	Aug.	Sept.	Oct.	Nov.	Dec.	Total	
2018	5,109	4,630	5,128	4,654	4,735	5,846	5,886	6,019	5,162	5,227	5,370	4,842	62,608	
2019	5,604	5,057	5,098	4,926	4,983	5,854	6,274	5,906	4,958	4,979	5,097	4,584	63,320	
2020	5,243	4,992	2,556	55	24	1,041	2,727	3,435	3,345	3,038	2,710	2,793	31,959	
2021	3,101	3,551	4,001	3,726	4,149	3,349	2,485	2,259	2,683	2,467	2,923	3,497	38,191	
2022	3,531	3,653	3,854	3,354	3,693	4,128	4,685	4,798	3,807	3,654	3,311	3,822	46,290	
2023	3,974	4,041	4,139	3,889	3,970	4,716	4,554	4,691	3,811	3,995	3,677	3,757	49,214	
2024	4,088	4,249	4,102	3,912	3,620	4,268	4,893	4,534	4,052	4,066	3,606		45,390	



E-Materials Circulation														
Year	Jan.	Feb.	Mar.	Apr.	May	Jun.	Jul.	Aug.	Sept.	Oct.	Nov.	Dec.	Total	
2018	819	688	935	940	894	880	1,016	971	898	998	906	977	10,922	
2019	1,125	1,155	1,199	1,223	1,305	1,402	1,461	1,342	1,328	1,297	1,111	1,316	15,264	
2020	1,391	1,331	1,431	1,875	2,171	1,937	2,101	1,852	1,567	1,657	1,704	1,971	20,988	
2021	2,193	1,902	2,112	1,932	1,946	1,838	1,946	1,996	1,727	1,751	1,749	1,839	22,931	
2022	1,958	1,706	1,795	1,835	1,940	2,098	2,346	2,213	1,735	1,801	1,783	1,988	23,198	
2023	2,009	1,737	1,967	1,983	1,975	2,104	2,202	2,224	1,847	1,800	1,864	1,918	23,630	
2024	2,024	2,009	2,095	2,019	2,031	2,022	2,282	2,324	2,090	2,151	2,043		23,090	

## Visitor Count

In October 2024, 2,843 visits were recorded. Compared to October 2023, the visitor count increased by 38%. In November 2024, 2,649 visits were recorded, 13% higher than November 2023.



Visitor Count														
Year	Jan.	Feb.	Mar.	Apr.	May	Jun.	Jul.	Aug.	Sept.	Oct.	Nov.	Dec.	Total	
2019	4,454	4,204	4,714	4,740	4,496	4,987	5,356	5,390	4,422	4,407	4,505	3,747	55,422	
2020	4,400	4,168	2,047	13	16	575	1,185	1,309	1,302	1,255	987	1,275	18,532	
2021	1,266	1,199	1,224	1,166	1,248	1,606	1,882	1,860	2,029	2,010	1,839	1,969	19,298	
2022	1,823	1,914	2,194	2,251	2,139	2,617	2,665	2,875	2,476	2,779	2,169	2,330	28,232	
2023	2,430	2,373	2,649	2,532	2,920	2,838	2,678	2,483	2,062	2,059	2,344	2,864	30,232	
2024	2,513	2,905	2,879	2,908	2,768	3,026	3,565	3,476	2,794	2,843	2,649		32,326	

## Programs

October 2024 Programs		
Audience	# of Programs	Attendance
Adults (18+)	9	50
Children (0-11)	10	381
Young Adults (12-17)	2	36
General Interest (All Ages)	2	34
<b>Grand Total</b>	<b>23</b>	<b>501</b>

November 2024 Programs		
Audience	# of Programs	Attendance
Adults (18+)	6	45
Children (0-11)	11	265
Young Adults (12-17)	2	16
General Interest (All Ages)	2	29
<b>Grand Total</b>	<b>21</b>	<b>355</b>


## Youth Programs

The Children's Department enjoyed a variety of fall-themed activities in October and November. Events included a Not-So-Spooky Halloween Party, an Art Party, in collaboration with Bright Day Studios, and a Halloween Candy Taste Test for Teens.

During my absence abroad for a portion of October and early November, I prepared grab-and-go craft kits for children and teens. In a three-week period, 106 kits were distributed. While I regret not being able to interact with our families in person during my time in Japan, I'm pleased that I was able to provide an enjoyable activity. I did, however, go to a library in Japan and I had a great time looking at how similar our children's section is to theirs.

A few of our most popular programs during the fall were a Teddy Bear Tea Party and a Jellybean Taste Test, wherein we tried 74 different flavors of jelly beans and ranked them accordingly.

The program room finally has new soundproofing tiles, which has added a needed barrier between us and the circulation part of the library. I'm sure the patrons who are not in storytime attendance are appreciative of the noise reduction.



*Sophie drinking tea at our tea party. Notice her pinky is up – we practiced our manners as a group!*

Respectfully submitted by  
Sarah Roeske, Children's Librarian

## Adult Programs

In October, Paoli hosted 11 Adult and General Interest Programs, attracting a total of 84 attendees. The House Plant Exchange and Fall Wreath Craft night were huge hits, followed closely by the Adult Paint-Along weekend program.

In November, Paoli hosted 8 Adult and General Interest Programs with 74 attendees. We celebrated the holidays with Sweet & Salty Mason Jar treat creations, and we are looking forward to crafting Mini Pamper Packs in December!



Respectfully submitted by  
Abby Cengel, Head Librarian  
December 5, 2024