



## Director's Report to the Library Board of Trustees September 26<sup>th</sup>, 2024

### Operations

We've reached the "BER" months! Our staff is officially planning for the fourth quarter of the year. I cannot believe that we got here so fast. We are trying to plan for an ALL STAFF development/training day that would include certificated CPR/First Aid training, customer service, and PA Forward training. We're looking at dates in November.

Our new security cameras are live as well as our new card access readers throughout the building. All part-time staff have been assigned a fob to get into doors, and select part-time (more than 20 hours/week) and all full-time staff will get photo card access to the doors. The front door, terrace door, and children's entrance door are now all on a schedule for unlocking and locking when the library opens and closes. As of today (9/18) the only door that continues to be wonky, is the front main entrance, so we continue to chain it at night. Chris Swisher, one of our reference librarians, will be taking photos of our full time and regular part time staff as he can so that the township can get their ID badges made. Thankfully, the township has agreed to put just first names and last initials on their badges, as requested by many staff for safety reasons.

Our window was finally replaced on Tuesday, 9/17. It took only about 20 minutes.

Thanks to Sam Sorensen and our partnership with People's Light Theater, our library is technically already a Book Sanctuary. More information is in the Dropbox.

The Paoli Wells Fargo account is officially closed. We now have to put into our Board meeting minutes that I am authorized to remove Beverly Michaels from the Paoli Library's BANK OF AMERICA credit card account and put me as the main user. This is also something I have been working on since August.

I am registered for and excited to attend the Pennsylvania Library Association's Annual Conference in Harrisburg October 6-9<sup>th</sup>, 2024.

Dave Duda and I met with two architect companies last week – Marlon Blackwell and MGA (the original library building's architect firm). Blackwell was nice, knowledgeable, but MGA was a cut above the rest. They came in knowing the history of our library and its building. Dave asked for their proposals by Thanksgiving, and we look to have a decision made for the feasibility study by January 2025.

Please continue to use the below Google Form for inputting your thoughts about our possible renovation project. I would love if you would take some time to fill it out when you have a free moment (no due date).

<https://forms.gle/219wNhSA1n7r6Rbw7>



# TREDYFFRIN TOWNSHIP LIBRARIES

TREDYFFRIN PUBLIC LIBRARY & PAOLI LIBRARY

## Building Access

For the month of August 2024, 14,229 library visits were recorded. Compared to August 2023, the visitor count increased by 1,440! Another month, another increase.

| Libraries Combined |        |        |       |        |        |        |
|--------------------|--------|--------|-------|--------|--------|--------|
| Month to date      |        |        |       |        |        |        |
|                    | 2019   | 2020   | 2021  | 2022   | 2023   | 2024   |
| January            | 17,125 | 18,169 | 2,308 | 7,148  | 10,713 | 10,755 |
| February           | 16,619 | 17,560 | 2,095 | 7,303  | 11,281 | 11,963 |
| March              | 19,471 | 7,721  | 4,054 | 8,817  | 13,573 | 14,095 |
| April              | 18,458 | 47     | 4,764 | 9,386  | 11,666 | 12,691 |
| May                | 16,740 | 154    | 5,611 | 8,767  | 12,940 | 12,045 |
| June               | 20,593 | 1,451  | 7,184 | 11,108 | 13,418 | 14,412 |
| July               | 21,000 | 3,542  | 8,345 | 12,621 | 11,962 | 15,851 |
| August             | 22,354 | 4,899  | 8,447 | 12,609 | 12,889 | 14,229 |
| September          | 19,778 | 5,167  | 5,959 | 10,576 | 9,937  |        |
| October            | 19,870 | 5,007  | 7,380 | 10,575 | 11,117 |        |
| November           | 18,930 | 4,719  | 8,230 | 11,661 | 11,051 |        |
| December           | 14,732 | 2,262  | 7,286 | 9,722  | 10,093 |        |

| Monthly 2024 to 2023 |             |             |            |                        |  |
|----------------------|-------------|-------------|------------|------------------------|--|
|                      | August 2024 | August 2023 | Difference | % increase or decrease |  |
| Paoli                | 3,476       | 2,483       | 993        | 40%                    |  |
| Tredyffrin           | 10,753      | 10,406      | 347        | 3%                     |  |
| Libraries Combined   | 14,229      | 12,889      | 1,340      | 10%                    |  |

| Yearly 2024 to 2019 |            |        |                    |
|---------------------|------------|--------|--------------------|
|                     | Tredyffrin | Paoli  | Libraries Combined |
| 2024 (YTD)          | 82,001     | 24,040 | 106,041            |
| 2023                | 110,408    | 30,232 | 140,640            |
| 2022                | 92,061     | 28,232 | 120,293            |
| 2021                | 52,365     | 19,298 | 71,663             |
| 2020                | 52,166     | 18,532 | 70,698             |
| 2019                | 170,248    | 55,422 | 225,670            |

## Circulation

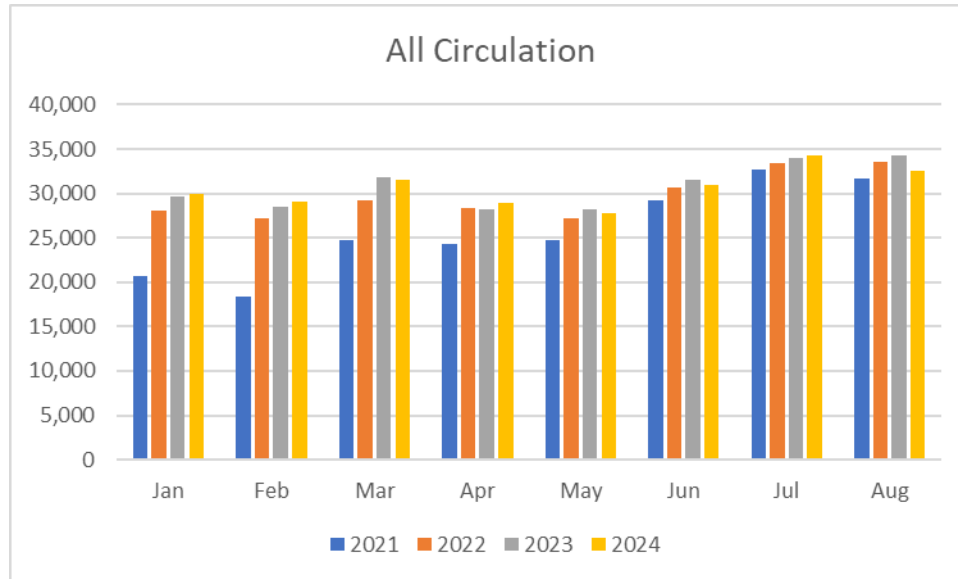
August 2024 circulation totaled 32,566. Overall circulation continues to improve but remains slightly lower than pre-pandemic totals. E-materials circulation remains high and accounts for approximately 28% of total circulation for 2024, so far.



# TREDYFFRIN TOWNSHIP LIBRARIES

TREDYFFRIN PUBLIC LIBRARY & PAOLI LIBRARY

| All Circulation |        |        |        |        |        |        |        |        |        |        |        |        | TOTAL   |
|-----------------|--------|--------|--------|--------|--------|--------|--------|--------|--------|--------|--------|--------|---------|
|                 | Jan    | Feb    | Mar    | Apr    | May    | Jun    | Jul    | Aug    | Sep    | Oct    | Nov    | Dec    |         |
| 2019            | 32,444 | 30,670 | 33,220 | 31,318 | 29,629 | 32,899 | 36,563 | 35,057 | 31,093 | 31,583 | 29,979 | 29,330 | 383,785 |
| 2020            | 32,884 | 33,602 | 20,374 | 8,202  | 8,923  | 13,557 | 22,464 | 25,791 | 25,925 | 25,290 | 22,762 | 19,922 | 259,696 |
| 2021            | 20,659 | 18,421 | 24,680 | 24,230 | 24,718 | 29,178 | 32,707 | 31,704 | 24,807 | 26,929 | 26,285 | 26,682 | 311,000 |
| 2022            | 28,040 | 27,215 | 29,181 | 28,411 | 27,226 | 30,653 | 33,428 | 33,568 | 27,421 | 27,976 | 27,783 | 27,674 | 348,576 |
| 2023            | 29,657 | 28,481 | 31,813 | 28,150 | 28,181 | 31,593 | 33,983 | 34,308 | 27,822 | 28,048 | 27,995 | 27,771 | 357,802 |
| 2024            | 29,948 | 29,070 | 31,479 | 28,936 | 27,825 | 30,893 | 34,294 | 32,566 |        |        |        |        | 245,011 |



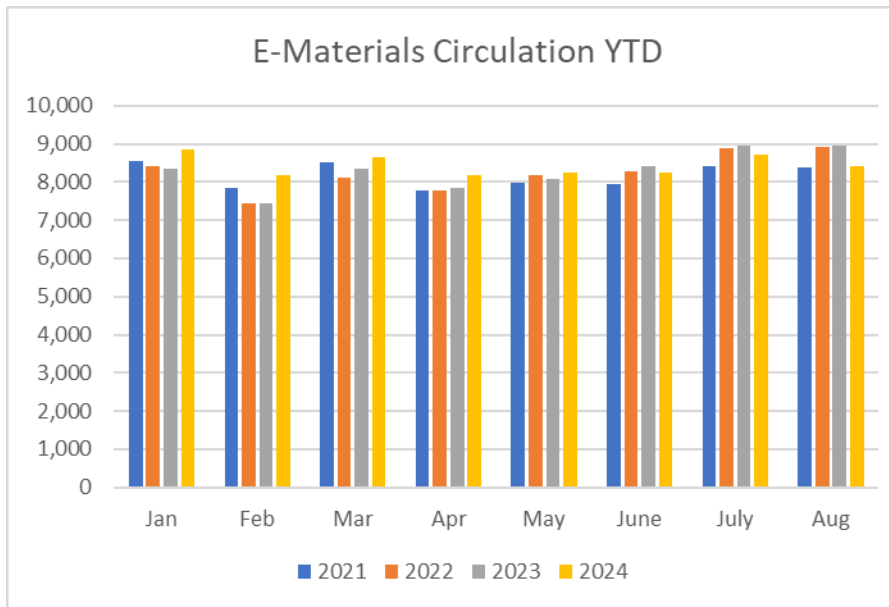
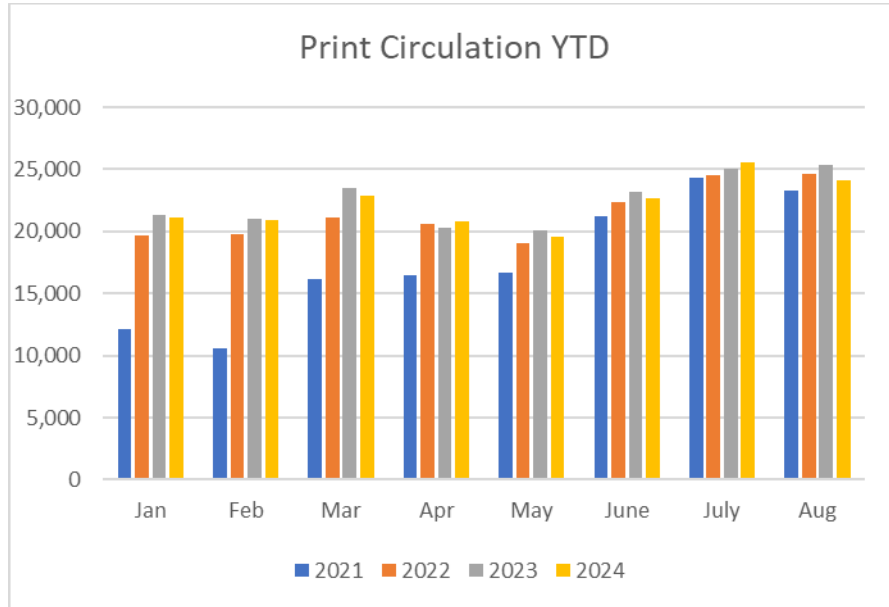
| Print Circulation |        |        |        |        |        |        |        |        |        |        |        |        | TOTAL   |
|-------------------|--------|--------|--------|--------|--------|--------|--------|--------|--------|--------|--------|--------|---------|
|                   | Jan    | Feb    | Mar    | Apr    | May    | June   | July   | Aug    | Sept   | Oct    | Nov    | Dec    |         |
| 2019              | 27,621 | 26,233 | 28,369 | 26,674 | 24,765 | 27,772 | 31,099 | 29,708 | 26,151 | 26,602 | 25,246 | 24,304 | 324,544 |
| 2020              | 26,609 | 27,657 | 13,783 | 87     | 52     | 4,946  | 13,865 | 17,494 | 18,665 | 18,077 | 15,774 | 12,413 | 169,422 |
| 2021              | 12,104 | 10,567 | 16,157 | 16,448 | 16,723 | 21,244 | 24,308 | 23,325 | 17,254 | 18,744 | 18,744 | 18,829 | 214,447 |
| 2022              | 19,633 | 19,789 | 21,069 | 20,636 | 19,036 | 22,377 | 24,545 | 24,638 | 19,450 | 20,033 | 19,957 | 19,679 | 250,842 |
| 2023              | 21,318 | 21,028 | 23,467 | 20,317 | 20,090 | 23,191 | 25,042 | 25,355 | 19,583 | 19,848 | 19,951 | 19,304 | 258,494 |
| 2024              | 21,109 | 20,887 | 22,833 | 20,771 | 19,579 | 22,637 | 25,575 | 24,137 |        |        |        |        | 177,528 |

| E-Materials Circulation |       |       |       |       |       |       |       |       |       |       |       |       | TOTAL  |        |
|-------------------------|-------|-------|-------|-------|-------|-------|-------|-------|-------|-------|-------|-------|--------|--------|
|                         | Jan   | Feb   | Mar   | Apr   | May   | June  | July  | Aug   | Sept  | Oct   | Nov   | Dec   |        |        |
| 2019                    | 4,823 | 4,437 | 4,851 | 4,644 | 4,864 | 5,127 | 5,464 | 5,349 | 4,942 | 4,981 | 4,741 | 5,026 | 59,249 | 15.44% |
| 2020                    | 6,275 | 5,945 | 6,591 | 8,115 | 8,871 | 8,611 | 8,599 | 8,297 | 7,260 | 7,213 | 6,988 | 7,509 | 90,274 | 34.76% |
| 2021                    | 8,555 | 7,854 | 8,523 | 7,782 | 7,995 | 7,934 | 8,399 | 8,379 | 7,553 | 7,657 | 7,541 | 7,853 | 96,025 | 30.9%  |
| 2022                    | 8,407 | 7,426 | 8,112 | 7,775 | 8,190 | 8,276 | 8,883 | 8,930 | 7,971 | 7,943 | 7,826 | 7,995 | 97,734 | 28.0%  |
| 2023                    | 8,339 | 7,453 | 8,346 | 7,833 | 8,091 | 8,402 | 8,941 | 8,953 | 8,239 | 8,200 | 8,044 | 8,467 | 99,308 | 27.8%  |
| 2024                    | 8,839 | 8,183 | 8,646 | 8,165 | 8,246 | 8,256 | 8,719 | 8,429 |       |       |       |       | 67,483 | 27.54% |



# TREDYFFRIN TOWNSHIP LIBRARIES

TREDYFFRIN PUBLIC LIBRARY & PAOLI LIBRARY





# TREDYFFRIN TOWNSHIP LIBRARIES

TREDYFFRIN PUBLIC LIBRARY & PAOLI LIBRARY

## Programming Notes

August 2024 programming numbers are listed here. The charts show updated totals for numbers of programs offered and program attendance.

| Programs Offered | 2019         | 2020         | 2021         | 2022       | 2023         | 2024         |
|------------------|--------------|--------------|--------------|------------|--------------|--------------|
| January          | 126          | 178          | 221          | 84         | 98           | 115          |
| February         | 136          | 183          | 212          | 90         | 93           | 128          |
| March            | 131          | 86           | 153          | 93         | 120          | 135          |
| April            | 169          | 64           | 101          | 82         | 108          | 136          |
| May              | 157          | 99           | 140          | 69         | 121          | 139          |
| June             | 153          | 135          | 165          | 76         | 119          | 136          |
| July             | 137          | 162          | 241          | 80         | 124          | 166          |
| August           | 165          | 130          | 122          | 74         | 122          | 130          |
| September        | 154          | 99           | 57           | 132        | 127          |              |
| October          | 171          | 107          | 126          | 81         | 116          |              |
| November         | 122          | 88           | 94           | 62         | 123          |              |
| December         | 142          | 76           | 70           | 52         | 78           |              |
| <b>TOTAL</b>     | <b>1,763</b> | <b>1,407</b> | <b>1,702</b> | <b>975</b> | <b>1,349</b> | <b>1,085</b> |

| Programs Attendance | 2019          | 2020          | 2021          | 2022          | 2023          | 2024          |
|---------------------|---------------|---------------|---------------|---------------|---------------|---------------|
| January             | 2,084         | 3,474         | 2,997         | 756           | 1,641         | 2,606         |
| February            | 1,973         | 3,822         | 2,966         | 867           | 1,545         | 2,198         |
| March               | 2,020         | 1,156         | 2,107         | 1,005         | 2,220         | 2,604         |
| April               | 2,197         | 1,418         | 1,915         | 841           | 2,082         | 2,405         |
| May                 | 2,420         | 2,282         | 2,363         | 943           | 1,886         | 2,460         |
| June                | 5,786         | 1,928         | 2,254         | 1,086         | 2,335         | 3,211         |
| July                | 2,518         | 2,144         | 2,966         | 941           | 2,502         | 3,304         |
| August              | 3,230         | 1,925         | 2,324         | 1,192         | 2,162         | 2,927         |
| September           | 2,334         | 2,897         | 816           | 2,095         | 2,218         |               |
| October             | 3,335         | 1,491         | 1,445         | 1,218         | 2,104         |               |
| November            | 2,005         | 1,494         | 1,635         | 806           | 1,964         |               |
| December            | 1,930         | 1,278         | 852           | 890           | 1,230         |               |
| <b>TOTAL</b>        | <b>31,832</b> | <b>25,309</b> | <b>24,640</b> | <b>12,640</b> | <b>23,889</b> | <b>21,715</b> |



## **Adult Services (submitted by Jonathan Trice):**

Jonathan was out on leave. No report.

## **Adult Programming (submitted by Sam Sorensen):**

Over 600 people joined us for programs in August, which is a slight dip in attendance, but not a lot given the timing for vacations and the new school year. Two significant partnerships came to an end this summer: Valley Forge Park Alliance and Arbo-READ-um.

Valley Forge Park Alliance had a Lunch & Learn summer series at Tredyffrin Public Library with five talks. Attendance at the programs was wonderful, reaching 142 attendees in total. The talks ranged in topic with engaging speakers and enthusiastic audiences. I am in conversation with Molly Duffy and Allie Kochinsky about next year's series.

Arbo-READ-um concluded on August 16th. I also had an opportunity to debrief with Amy Mawby, Jenkins' Education Manager, about this year's Arbo-READ-um. From July 1st to August 16th, we held two programs at Tredyffrin Public Library, two programs at Jenkins, and two programs virtually. Dr. Jennifer Uehling's talk on cavity-nesting birds on August 15th drew 55 attendees. We considered it a huge success, and we are beginning to plan next year's event. We are considering moving away from Beanstack and creating a pop-up book club that meets at both locations to make the reading more accessible for community members.

Adult Summer Reading also ended mid-month, and next summer, I'd like to increase participation. We did receive some glowing feedback in our challenge passports, though. For example, when asked to "[t]ell us what you enjoy about Tredyffrin Public Library," one patron wrote: "I love the wall-to-ceiling windows of the building. Reading at the windows is always the best thing to do for me to enjoy the day. I love the friendly librarians and staff in the library. I love the programs in the Makerspace. I love the summer reading passport! I'm not traveling this summer, but reading has brought me on so many adventures!" Another shared: "I love the sense of community the library brings. By having free events for all ages and community resources, the care is evident. Thanks for all you do!"

More generally, Eileen, our yoga instructor, and I determined that we do not have the level of interest for Chair Yoga currently. We are taking a step back to reassess. Our regular yoga offerings (2x weekly) are very well-attended. We also hosted our first harpist, and many patrons stopped to express how much they loved her; she was very encouraging to young players and showed them the instrument up close. Next month will bring new challenges and programs, and I'm booking into next year now!



## **Makerspace (submitted by Amy Moscia):**

In August, we hosted 25 programs for audiences ranging from age 5 to adult. Roughly 800 people attended Makerspace events this summer! Classes for all ages are still in high demand as evidenced by long waitlists and familiar faces. October programming is ready to go, and we doubled some events to meet patron wants.

We also reworked Open Makerspace Hours this past month, which has been successful. Registration for time slots instead of a drop-in style has allowed staff to better serve our patrons. Appointments were somewhat quieter since families were vacationing and gearing up for the school year. They've since picked back up with 3D Printing services still often requested.

## **Children's Programming (Submitted by Stephanie Bragg):**

Another year of summer reading in the books! The prize winners were all notified. We had about 500 participants. In the month of August we had about 33 programs with over 1000 participants. Those programs include STEM Spark (funded by the county), outreach storytime at Jenkins Arboretum, indoor scavenger hunts, and makerspace kids programs (mentioned in the makerspace section).

STEM Spark is an outside company that the county directors decided to fund STEM programming for the children's departments this year. There were a number of program options to choose from and we chose Space Suit Engineering. It was a really fun, interactive program where children were given simple materials and a marshmallow (the marshmallow was their astronaut). They were even given the opportunity to use a vacuum chamber to test the space suit for their astronaut.

## **Teen Programming (Submitted by Laurie Doan)**

Teens in August held our weekly meetings of crochet club, our monthly game night, book club, anime club, and roundtable dinner and discussion.

Special events included a "Girl Up Conestoga" event which was a fun, action-packed afternoon of making stickers, listening to music, and playing games -- all while uncovering the various challenges girls face globally.

We had a well-attended movie night featuring an animated panda skilled in martial arts. It's his fourth film.

We completed our two-week musical theatre camp and held an end of summer reading picnic.

The teen librarian also worked with student interns and a group of students remixing a classic story into a play.

An August highlight was going over to the high school to see the Conestoga Marching Band perform their new routine for friends and family.

*Respectfully submitted by Mallory Hoffman (with statistics and pivot table help from Valerie Green) ☺*