



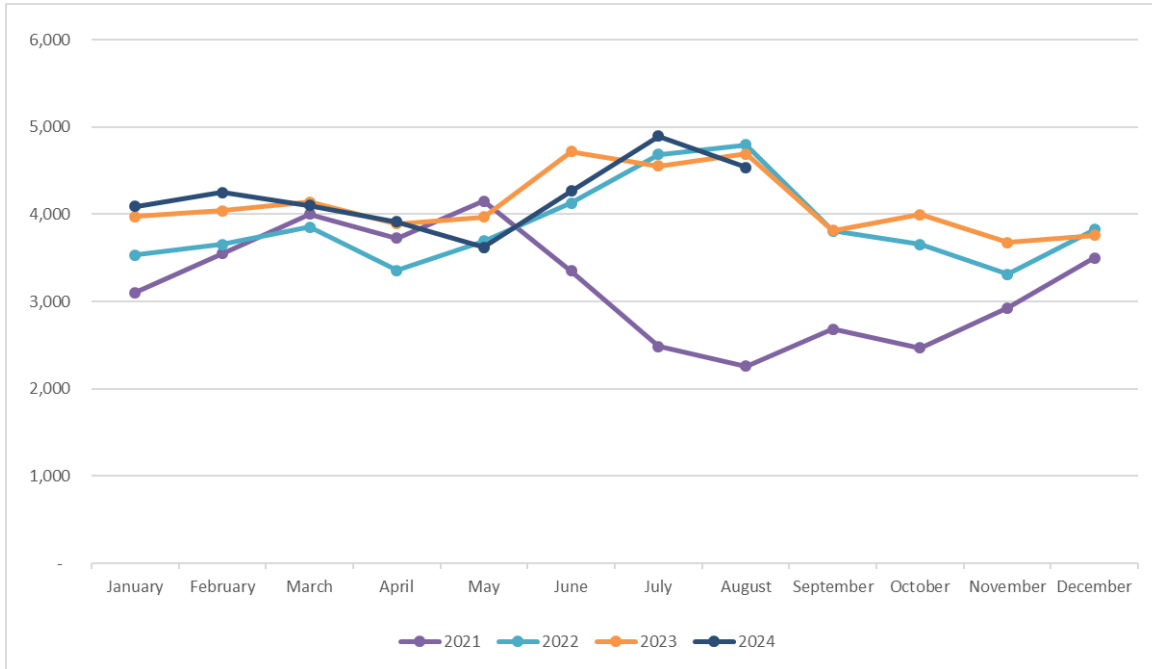
Head Librarian Report

September 2024

Circulation Statistics

Physical Circulation is down slightly from July 2024 and from August 2023 (see graph below). However, circulation is following month-by-month trends from the past two years, and has increased sharply since 2021.

Physical Circulation: Month-by-Month Trends 2021-2024



Overdrive/Libby Circulation

Overdrive/Libby Circulation is up from last month and last year for both eBooks and audio materials.

Overdrive/Libby Circulation			
Format	Borrows	% change from previous month	% change from Aug. 2023
eBooks	1,317	0.4%	5.1%
Audio	1,007	3.8%	3.7%
Grand Total	2,324	1.8%	4.5%

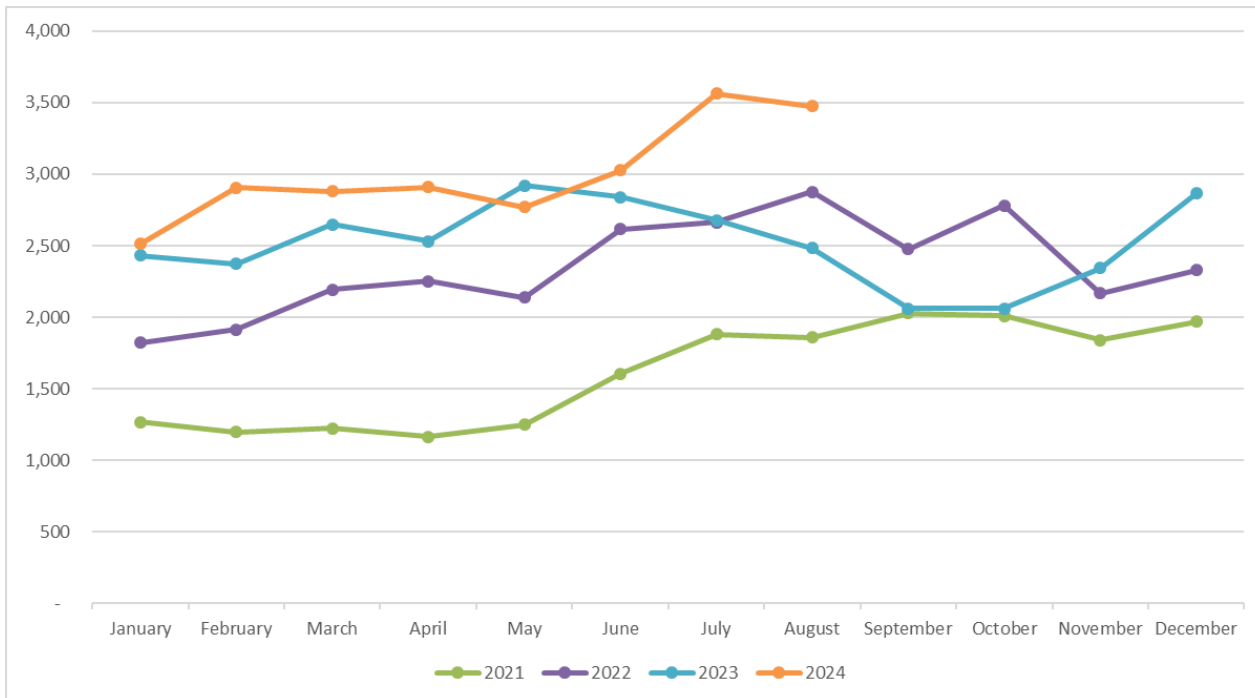
(continued on next page)

Visitor Count

The visitor count is slightly down from last month, but 40% higher than August 2023. See graph below for month-by-month trends 2021-2024.


Door Count			
	August 2024	% change from previous month	% change from Aug. 2023
Number of People	3,476	-2.5%	40.0%

Month-by-Month Trends 2021-2024



Program Stats and Highlights

August 2024 Programs		
Audience	# of Programs	Attendance
Adults (18+)	8	31
Children (0-11)	13	502
Young Adults (12-17)	4	311
General Interest (All Ages)	3	20
Grand Total	28	864



Youth Programs

Program Attendance – August

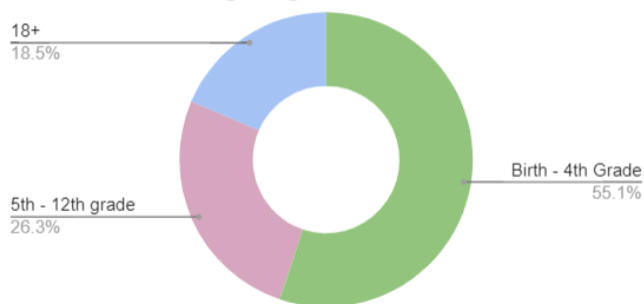
August was one of our best months yet! We celebrated the end of summer with the Willistown Country Fair, which brought new and familiar faces to our booth, and we hosted new programs at the library. One of our most popular programs of August was our Sidewalk Chalk Party, which had a total of 61 children! Storytime at Greentree park continues, with an average of 55 children and their families in attendance each Thursday at 11am. Above, please see a photo of one of our Summer Reading prize winners, Shiv.

Summer Reading

Summer Reading is officially over! We had a very successful year for both registration and program numbers. For our Summer Reading Program, Paoli had 113 children, 54 teens, and 39 adults register and complete.

Our prize winners were excited and happy after their hard work! During the Summer Months, Paoli was also host to 54 programs for a grand total of 1,966 patrons! Please see a graph above reflecting Summer Reading registrations by age group.

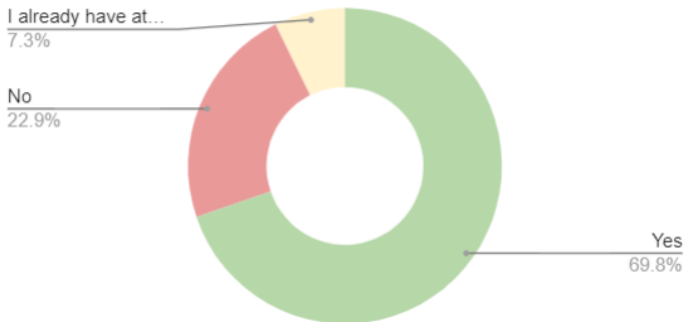
Summer Reading Registrations



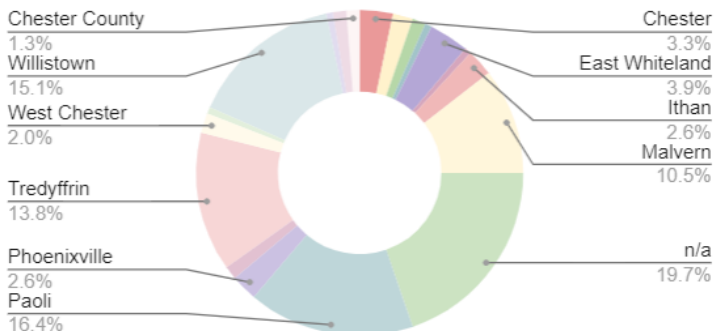
Go WilMA

Our partnership with Willistown Township, Malvern Borough, Malvern Library, and Easttown Library for the summer of 2024 went great as well! The 11th year of the Get Outdoors! program held another record registration number for us at Paoli. Below, please see a breakdown of registration numbers by Library and Municipality.

Go WilMa Registration at Paoli



Municipality Diversity



Youth Services Program Report respectfully submitted by Sarah Roeske, MLIS, Youth Services Librarian

Adult Programs

We had a successful Summer Reading program for adults with 39 participants, an increase from last year! In August, we held 8 adult programs with 31 attendees. We are working on increasing these numbers with community-focused programs such as regular craft nights, clubs, drop-in events, and wellness workshops.

Personnel

Paoli is currently hiring for a part-time, permanent Circulation Assistant. Interviews are being conducted this week.

Respectfully submitted by
 Abby Cengel, Head Librarian
 September 26, 2024