



Director's Report to the Library Board of Trustees January 28, 2021

The Libraries continue to mitigate operations due to the COVID-19 pandemic and are currently not offering public access to the building and have extended curbside pickup hours as follows:

Tredyffrin:

- Monday, Tuesday, Wednesday & Thursday 10 am – 7 pm
- Friday 10 am – 2 pm
- Saturday 10 am – 2 pm
- CLOSED Sundays

Paoli:

- Monday, Tuesday, Wednesday & Thursday 10 am – 5 pm
- Friday 10 am – 2 pm
- Saturday 10 am – 2 pm
- CLOSED Sundays

Currently, 5 out of 18 library buildings in the Chester County Library System remain closed to public access. All libraries continue to evaluate the risk of offering in-person library services and are adjusting access accordingly.

Building and Grounds

- The Tredyffrin Public Library's first floor LED lighting replacement is moving forward. I am awaiting the contractor to get back to me to set up an installation date.
- The HVAC controller at Tredyffrin Public Library has been replaced and the system has been reprogrammed.
- Work was completed to patch some cracks in the front entrance walkway.

Building Access

Since the Libraries were closed to public access for the month of December, no new data is included. For November 2020, 3,560 visits were recorded for Tredyffrin and 987 visits were recorded for Paoli. Comparing 2019 to 2020, library visits have decreased by 143,977. Given the reduced operating hours and decrease in service offerings, door count numbers will remain significantly lower than usual for the remainder of 2020. The Libraries were closed to the public April, May, and June and those months have been excluded from this table.



TREDYFFRIN TOWNSHIP LIBRARIES

TREDYFFRIN PUBLIC LIBRARY & PAOLI LIBRARY

		Jan	Feb	Mar	Jul	Aug	Sep	Oct	Nov	Total
Sun	Paoli	342	305	183	0	0	0	0	0	830
	Tredyffrin	1,634	1,440	699	0	0	0	0	0	3,773
Mon	Paoli	862	771	450	230	311	182	224	296	3,326
	Tredyffrin	1,846	2,017	754	399	866	510	492	544	7,428
Tues	Paoli	19	26	8	165	141	290	165	161	975
	Tredyffrin	2,189	2,108	867	402	469	871	616	1,304	8,826
Wedns	Paoli	807	833	427	295	281	345	251	173	3,412
	Tredyffrin	1,687	1,693	858	460	485	722	569	332	6,806
Thurs	Paoli	991	739	406	179	248	186	251	140	3,140
	Tredyffrin	2,516	1,917	959	535	536	631	649	489	8,232
Fri	Paoli	896	740	386	208	215	180	226	119	2,970
	Tredyffrin	1,909	1,374	922	302	463	377	483	325	6,155
Sat	Paoli	483	752	154	108	113	119	137	98	1,964
	Tredyffrin	1,986	2,828	607	254	761	749	943	566	8,694
Total Paoli		4,400	4,166	2,014	1,185	1,309	1,302	1,254	987	16,617
Total Tredyffrin		13,767	13,377	5,666	2,352	3,580	3,860	3,752	3,560	49,914
Libraries Combined		18,167	17,543	7,680	3,537	4,889	5,162	5,006	4,547	66,531

	2020 YTD	2019 YTD	Difference	% Increase or
Paoli	16,617	51,632	-35,015	-67.8%
Tredyffrin	49,914	158,876	-108,962	-68.6%
Total	66,531	210,508	-143,977	-68.4%

Circulation

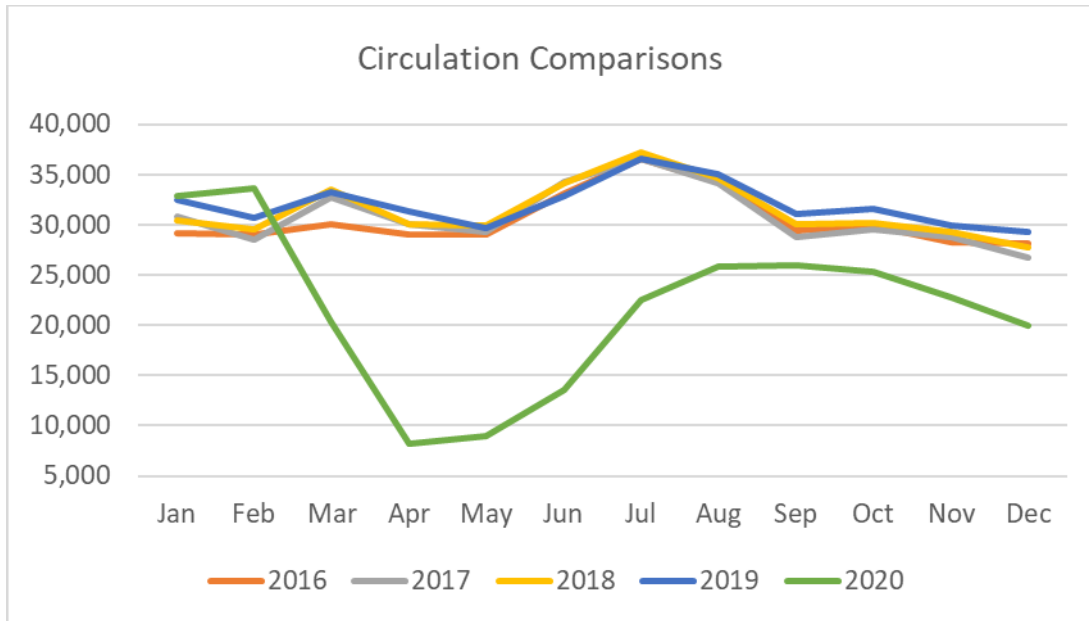
While there has been a decrease in library visits, circulation numbers remain high due to allowing public access, increasing curbside pickup of materials, and increased purchasing of e-materials. A summary of circulation transactions (for both print and electronic) by month over the past 5 years is included below.

	Jan	Feb	Mar	Apr	May	Jun	Jul	Aug	Sep	Oct	Nov	Dec	Total
2016	29,112	29,095	30,008	29,071	28,985	33,163	36,592	34,309	29,413	29,917	28,226	28,149	337,891
2017	30,829	28,503	32,762	30,000	29,348	34,212	36,580	34,142	28,763	29,508	28,724	26,712	343,371
2018	30,450	29,542	33,492	30,027	29,914	34,180	37,196	34,597	30,110	30,224	29,311	27,796	349,043
2019	32,444	30,670	33,220	31,319	29,629	32,899	36,563	35,057	31,093	31,583	29,987	29,330	354,464
2020	32,884	33,602	20,374	8,202	8,923	13,557	22,464	25,791	25,925	25,290	22,762	19,922	239,774



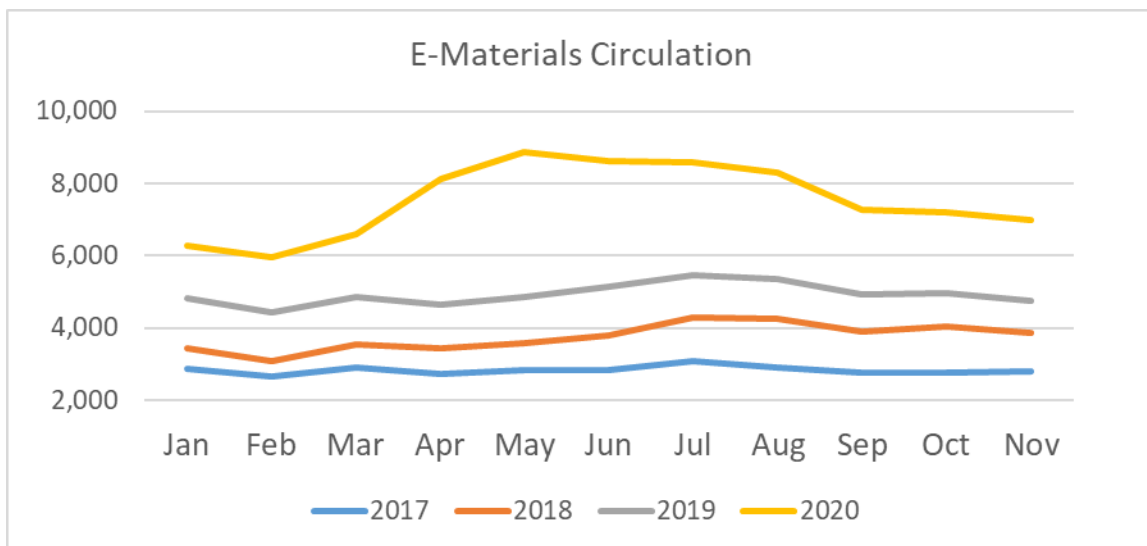
TREDYFFRIN TOWNSHIP LIBRARIES

TREDYFFRIN PUBLIC LIBRARY & PAOLI LIBRARY



The table below totals checkouts of e-materials for January through August over the past five years.

	Jan	Feb	Mar	Apr	May	Jun	Jul	Aug	Sep	Oct	Nov	Dec	Total
2016	2,754	2,520	2,698	2,584	2,464	2,539	2,316	2,471	2,194	2,223	2,357	2,439	29,559
2017	2,861	2,650	2,895	2,713	2,851	2,822	3,087	2,896	2,763	2,772	2,794	2,936	34,040
2018	3,426	3,082	3,544	3,434	3,573	3,799	4,286	4,264	3,887	4,032	3,868	3,941	45,136
2019	4,823	4,437	4,851	4,644	4,864	5,127	5,464	5,349	4,942	4,981	4,741	5,026	59,249
2020	6,275	5,945	6,591	8,115	8,871	8,611	8,599	8,297	7,260	7,213	6,988	7,509	90,274





TREDYFFRIN TOWNSHIP LIBRARIES

TREDYFFRIN PUBLIC LIBRARY & PAOLI LIBRARY

Curbside pickup numbers are included below. This chart includes only curbside pickups marked as completed in the system for the months indicated.

	Jun	Jul	Aug	Sep	Oct	Nov	Dec	TOTAL
Tredyffrin	973	851	360	402	341	483	1597	5007
Paoli	335	614	639	687	673	625	901	4474
TOTAL	1308	1465	999	1089	1014	1108	2498	6983

Programming Notes

The libraries continue to develop virtual programs. Statistics have been updated to include all virtual programs for the year and do not include asynchronous content (such as YouTube) that is traditionally not counted for library programming purposes.

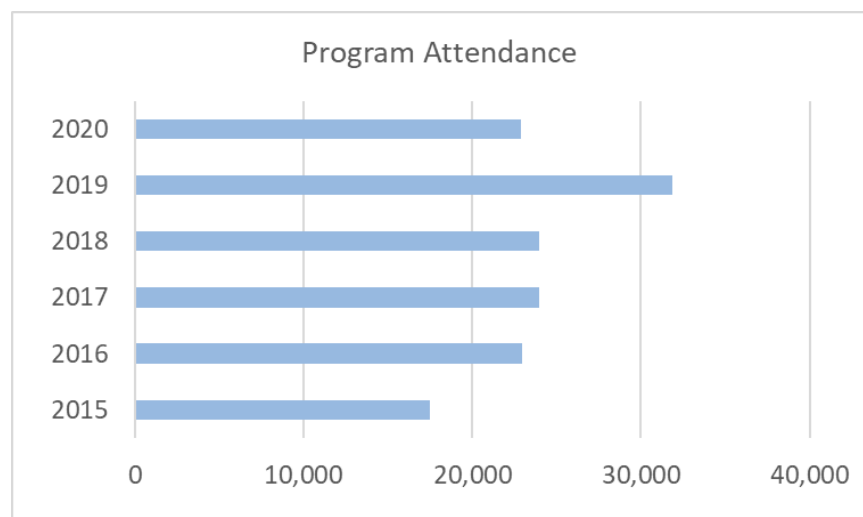
Program Attendance

	JAN	FEB	MAR	APR	MAY	JUN	JUL	AUG	SEP	OCT	NOV	DEC	TOTAL
Adults 18+	983	945	296	318	881	322	317	641	1,499	388	549	185	7,324
Adults 18+ (Outreach)	82	46	0	0	0	0	15	157	186	91	0	0	577
Children (Ages 0-5)	822	843	503	426	451	524	669	375	637	458	547	750	7,005
Children (Ages 5-11)	364	402	309	396	560	869	757	580	449	349	306	254	5,595
Young Adult (Ages 12-17)	196	199	48	278	390	213	386	172	126	205	92	89	2,394
TOTAL	2,447	2,435	1,156	1,418	2,282	1,928	2,144	1,925	2,897	1,491	1,494	1,278	22,895

The following charts and accompanying graphs illustrate the number of library program attendance each year beginning with 2015.

Program Attendance

2015	17,492
2016	22,965
2017	23,969
2018	23,949
2019	31,832
2020	22,895





TREDYFFRIN TOWNSHIP LIBRARIES

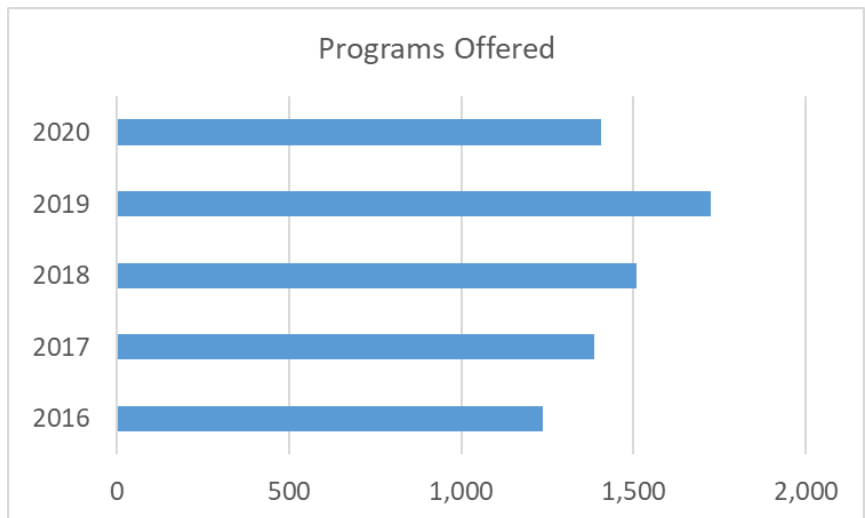
TREDYFFRIN PUBLIC LIBRARY & PAOLI LIBRARY

Programs Offered

	JAN	FEB	MAR	APR	MAY	JUN	JUL	AUG	SEP	OCT	NOV	DEC	TOTAL
Adults 18+	90	95	32	23	44	28	27	33	30	36	36	17	491
Adults 18+ (Outreach)	4	4	0	0	0	0	1	7	6	4	0	0	26
Children (Ages 0-5)	50	42	24	12	12	32	33	26	19	14	11	19	294
Children (Ages 5-11)	22	30	17	9	14	33	33	35	15	29	17	18	272
Young Adult (Ages 12-17)	12	12	13	20	29	42	68	29	29	24	24	22	324
TOTAL	178	183	86	64	99	135	162	130	99	107	88	76	1,407

The following charts and accompanying graphs illustrate the number of library programs offered each year beginning with 2016.

Programs Offered	
2016	1,235
2017	1,387
2018	1,508
2019	1,725
2020	1,407



Respectfully submitted by Christopher Kibler