



## Library Director’s Report to the Tredyffrin Libraries Board of Trustees for October 24, 2019

### Building Updates

---

- The water heater was replaced in the Tyler Hedges Room and then failed again. We’re waiting on a replacement.
- Still waiting for a quote for water bottle refill stations in the lobby and Children’s Department.
- Cell phone booster has been received, installation will happen in the near future.
- The stucco is being repaired at the emergency exit adjacent to the stairs leading down to the Children’s Department.
- Tredyffrin Public Library received a Keystone matching grant in the amount of \$50,000 for LED lighting. This match of the Township’s \$50,000 commitment means that we will be able to undertake a lighting replacement project in 2020 to replace all the lighting on the main floor of the library with energy efficient LED lighting.
- A few repairs to the HVAC system have been completed.
- Tredyffrin Public Library will receive a diesel backup generator before the end of the year. The concrete pad has been poured and the generator will be placed on the pad, wired in, and surrounded by a shed. This generator will replace the library’s current UPS backup which runs only the elevator, alarm panels, and emergency lighting. The new generator has the potential to turn the library into an Emergency Operations Center for the Township.

### Volunteers

---

Volunteers aid us with daily library operations and enable us to continue to provide exemplary service to our community. We are extremely grateful for their hard work and commitment. Comparing 2019 to 2018, total number of volunteers increased by 58 (+14.1%) and volunteer contributed hours increased by 1,098.5 (+32.9%).

### Number of Volunteers

	Tredyffrin Children's	Tredyffrin Circulation	Tredyffrin Friends	Paoli (All)	2019 TOTAL	2018 YTD	2018 - 2019 YTD Change	2018 - 2019 YTD % Change
January	3	18	14	17	52	41	11	26.8%
February	3	16	13	15	47	41	6	14.6%
March	2	16	14	15	47	44	3	6.8%
April	1	16	12	15	44	48	-4	-8.3%
May	2	16	13	14	45	40	5	12.5%
June	24	13	13	6	56	73	-17	-23.3%
July	35	17	16	18	86	41	45	109.8%
August	3	16	16	13	48	41	7	17.1%
September	4	18	14	7	43	41	2	4.9%
TOTAL	77	146	125	120	468	410	58	14.1%

## Number of Volunteer Contributed Hours

	Tredyffrin Children's	Tredyffrin Circulation	Tredyffrin Friends	Paoli (All)	2019 TOTAL	2018 YTD	2018 - 2019 YTD Change	2018 - 2019 YTD % Change
January	12.5	116.25	213.25	58.25	400.25	324.5	75.75	23.3%
February	12	96.25	156.25	52.5	317	374.7	-57.7	-15.4%
March	10	109.25	271.75	44.75	435.75	423.25	12.5	3.0%
April	1.5	112	232	63.75	409.25	391.75	17.5	4.5%
May	11	100.25	229.25	52	392.5	395	-2.5	-0.6%
June	117.25	97.25	339.75	46.25	600.5	312.45	288.05	92.2%
July	462.25	139.5	293.25	51.4	946.4	373.75	572.65	153.2%
August	6.5	102	278	122	508.5	373.75	134.75	36.1%
September	18	120.75	251.25	41.25	431.25	373.75	57.5	15.4%
TOTAL	651	993.5	2264.75	532.15	4441.4	3342.9	1098.5	32.9%

## Visitor Count

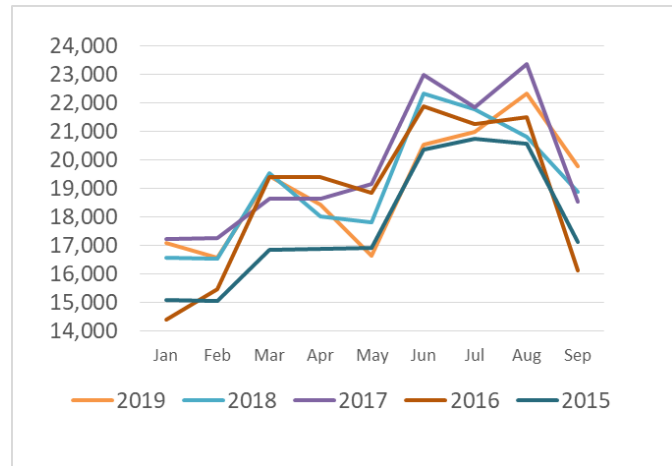
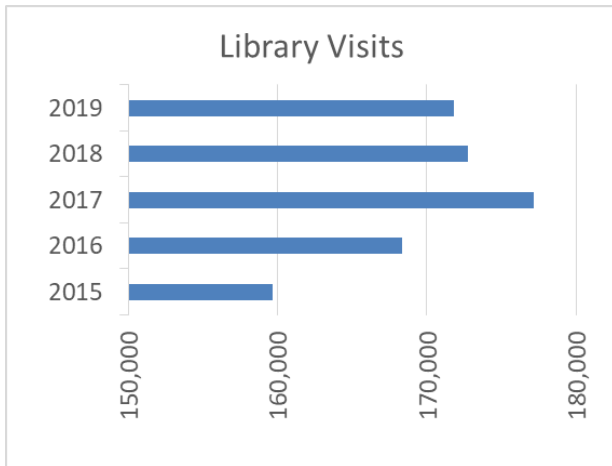
Visitor count for September 2019 totaled 19,778. Total visitor count in 2019 has decreased by 959 (-0.6%) compared to 2018, however, visitor count since 2015 has increased by almost 8%.

		Jan	Feb	Mar	Apr	May	Jun	Jul	Aug	Sep	Total
Sun	Paoli	281	359	421	253	184	413	337	399	335	2,982
	Tredyffrin	1,375	1,429	1,974	884	1,005	1,917	1,145	1,424	1,442	12,595
Mon	Paoli	703	782	870	1,049	575	933	1,403	977	911	8,203
	Tredyffrin	1,958	2,201	2,247	3,035	1,583	2,690	3,387	2,638	2,295	22,034
Tues	Paoli	132	99	18	27	112	102	56	27	17	590
	Tredyffrin	2,216	1,999	2,461	3,219	2,967	2,678	3,196	2,625	2,836	24,197
Wedns	Paoli	1,093	710	896	1,066	1,170	1,058	1,241	1,045	996	9,275
	Tredyffrin	13	18	39	52	29	142	2,640	1,892	1,833	6,658
Thurs	Paoli	926	797	805	911	982	869	712	1,176	789	7,967
	Tredyffrin	2,832	2,324	2,285	2,436	2,755	3,051	1,625	3,233	2,353	22,894
Fri	Paoli	738	752	938	799	873	904	953	977	795	7,729
	Tredyffrin	1,776	1,832	2,639	1,830	2,142	2,420	1,971	2,745	1,885	19,240
Sat	Paoli	577	700	766	631	594	704	654	769	579	5,974
	Tredyffrin	2,469	2,583	3,086	2,239	1,679	2,650	1,664	2,402	2,712	21,484
Total Paoli		4,450	4,199	4,714	4,736	4,490	4,983	5,356	5,370	4,422	42,720
Total Tredyffrin		12,639	12,386	14,731	13,695	12,160	15,548	15,628	16,959	15,356	129,102
Libraries Combined		17,089	16,585	19,445	18,431	16,650	20,531	20,984	22,329	19,778	171,822

	Sep-19	Sep-18	Difference	% Increase or Decrease	2019 YTD	2018 YTD	Difference	% Increase or Decrease
Paoli	4,422	4,772	-350	-7.3%	42,720	41,020	1,700	4.1%
Tredyffrin	15,356	14,091	1,265	9.0%	129,102	131,761	-2,659	-2.0%
Total	19,778	18,863	915	4.9%	171,822	172,781	-959	-0.6%

A comparison of visitor count data collected by month for the years 2015 – 2019 is provided below to illustrate typical monthly visitor count increases as well as illustrate monthly and yearly changes.

2015	2016	2017	2018	2019
159,651	168,319	177,184	172,781	171,842



## Circulation

Circulation for September 2019 totaled 31,093. Compared to the previous September, checkouts of library material increased by 3,385 (+1.2%). Comparing 2019 to 2018, total circulation increased by 3,385 (+1.2%). Print circulation decreased by 7,821 (-3.1%) and circulation of electronic materials has increased by 3,385 (+1.2%). Electronic materials circulation statistics for libraries in the Chester County Library System are based on individual library contribution to the collection.

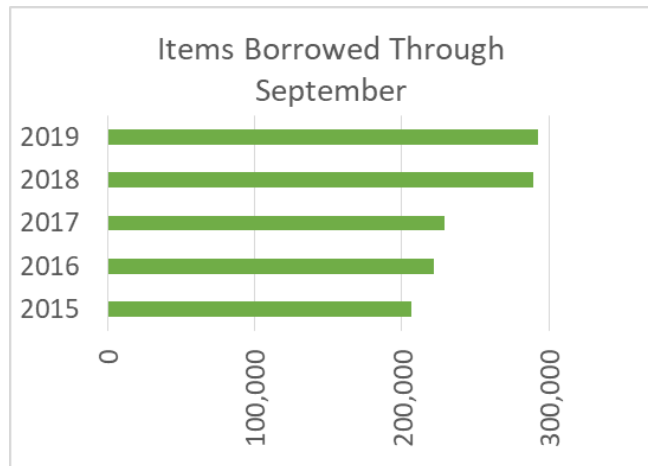
	Jan	Feb	Mar	Apr	May	June	July	Aug	Sep
Print	27,621	26,233	28,369	26,674	24,765	27,772	31,099	29,708	26,151
Electronic	4,823	4,437	4,851	4,644	4,864	5,127	5,464	5,349	4,942
Total	32,444	30,670	33,220	31,318	29,629	32,899	36,563	35,057	31,093

	2019 YTD	2018 YTD	Difference	% Change
Print	248,392	256,213	-7,821	-3.1%
Electronic	44,501	33,295	11,206	33.7%
Total	292,893	289,508	3,385	1.2%

	Print	Electronic	Total
Jan-19	27,621	4,823	32,444
Feb-19	26,233	4,437	30,670
Mar-19	28,369	4,851	33,220
Apr-19	26,674	4,645	31,319
May-19	24,765	4,864	29,629
Jun-19	27,772	5,127	32,899
Jul-19	31,099	5,464	36,563
Aug-19	29,708	5,349	35,057
Sep-19	26,151	4,942	31,093
Sep 2019 - Aug 2019 Difference	-3,557	-407	3,664
Sep 2019 - Aug 2019 % Difference	-12.0%	-7.6%	12.4%
Sep-18	26,223	3,887	30,110
Sep 2019 - Sep 2018 Difference	-72	1,055	6,453
Sep 2019 - Sep 2018 % Difference	-0.3%	27.1%	21.4%
2019 YTD	248,392	44,502	292,894
2018 YTD	256,213	33,295	289,508
Difference	-7,821	11,207	3,386
% Change	-3.1%	33.7%	1.2%

### Items Borrowed Through September

2015	206,612
2016	221,608
2017	228,816
2018	289,508
2019	292,893



## Programming

Programs for September 2019 totaled 144 and attendance totaled 2,298. Comparing total program offerings and attendance to 2018, there is an overall increase of 181 (+16.1%) in total program offerings and an increase of 4,370 (+24.4%) in total recorded program attendance.

### Number of Programs

	18+	Ages 11 and Under	Ages 12 -17	TOTAL
2018	420	605	100	1125
2019	468	689	149	1306
Difference Between 2018 & 2019	48	84	49	181
	11.4%	13.9%	49.0%	16.1%

### Number of Attendees

	18+	Ages 11 and Under	Ages 12 -17	TOTAL
2018	4,488	11,658	1,781	17927
2019	6,018	14,155	2,124	22297
Difference Between 2018 & 2019	1530	2497	343	4370
	34.1%	21.4%	19.3%	24.4%

Number of Programs

Paoli	Jan	Feb	Mar	Apr	May	Jun	July	Aug	Sep	Total
Ages 0-5	22	25	26	25	23	18	15	19	20	193
Ages 0-5 (Outreach)	0	0	0	0	13	7	1	4	5	30
Ages 5-11	6	7	7	6	5	9	13	12	0	65
Ages 5-11 (Outreach)	0	0	0	0	0	0	0	0	5	5
Ages 12-17	3	1	2	8	3	4	3	6	2	32
18+	19	12	5	11	9	8	5	9	14	92
Total	50	45	40	50	53	46	37	50	46	417

Tredyffrin	Jan	Feb	Mar	Apr	May	Jun	July	Aug	Sep	Total
Ages 0-5	18	26	18	31	27	16	28	20	22	206
Ages 0-5 (Outreach)	0	0	0	0	0	10	1	0	0	11
Ages 5-11	9	23	16	29	25	14	27	25	16	184
Ages 5-11 (Outreach)	0	0	0	0	0	17	0	0	0	17
Ages 12-17	18	10	13	13	13	10	19	15	6	117
18+	31	32	44	46	39	40	25	55	64	376
Total	76	91	91	119	104	107	100	115	108	911

Total	126	136	131	169	144	119	135	161	144	1,265
-------	-----	-----	-----	-----	-----	-----	-----	-----	-----	-------

Number of Attendees

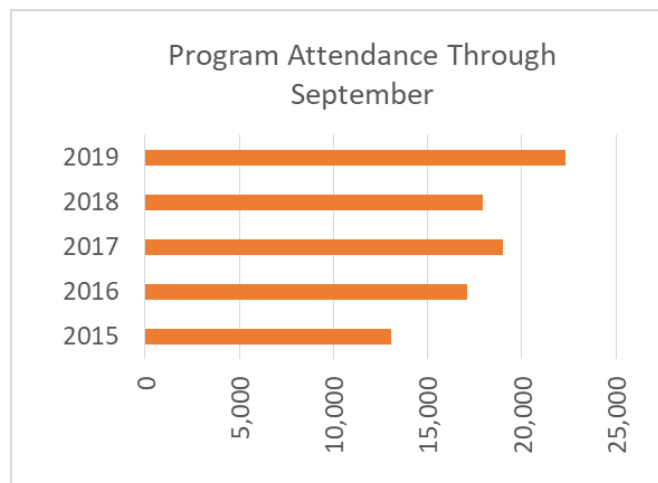
Paoli	Jan	Feb	Mar	Apr	May	Jun	July	Aug	Sep	Total
Ages 0-5	371	263	389	324	274	330	243	258	263	2,715
Ages 0-5 (Outreach)	0	0	0	0	374	1,322	50	46	21	1,813
Ages 5-11	58	59	46	78	29	115	169	92	53	699
Ages 5-11 (Outreach)	0	0	0	0	0	0	0	0	0	0
Ages 12-17	0	5	20	34	8	25	8	40	11	151
18+	31	22	23	50	33	42	28	61	72	362
Total	460	349	478	486	718	1,834	498	497	420	5,740

Tredyffrin	Jan	Feb	Mar	Apr	May	Jun	July	Aug	Sep	Total
Ages 0-5	626	606	515	690	633	684	941	1051	670	6,416
Ages 0-5 (Outreach)	0	0	0	0	0	431	66	0	0	497
Ages 5-11	227	418	219	216	390	280	306	336	120	2,512
Ages 5-11 (Outreach)	0	0	0	0	0	1,753	0	0	0	1,753
Ages 12-17	164	164	181	278	184	137	244	499	122	1,973
18+	607	436	627	527	495	667	463	847	987	5,656
Total	1,624	1,624	1,542	1,711	1,702	3,952	2,020	2,733	1,899	18,807

Total	2,084	1,973	2,020	2,197	2,046	2,280	2,402	3,184	2,298	20,484
-------	-------	-------	-------	-------	-------	-------	-------	-------	-------	--------

Program Attendance Through September

2015	13,071
2016	17,071
2017	18,999
2018	17,927
2019	22,297



## **Children's Notes (Submitted by Angie Andre)**

---

We started our Fall Program session on Monday, September 16 and it will run 8 weeks ending on Friday, November 8.

New to our session is a Parent and Child Yoga class that fosters socialization for children ages 4 and under and a time for parents to interact, relax and unwind.

We provided a special Breakout Program for Tredyffrin Easttown children on their day off on Monday, September 30. We are continuing with our popular ART Appreciation and STEAM programs throughout the session.

We hired Sharifa Victor for our open Children's Circulation Position. Sharifa will be attending Drexel University in pursuit of her MLS starting January 2020.

## **Teen Notes (Submitted by Laura Doan)**

---

In August, we held two major theatre events, These events not only honed performance skills, they taught communication, problem solving, working together cooperatively, working independently, meeting deadlines, following rules, discipline, responsibility, dedication, etc.

EDGES, by Pasek and Paul, is a song-cycle about coming of age, growth and self-discovery. Produced by Tredyffrin Public Library, Edges was entirely directed, musically directed, performed and conceived by college students. Many members of the community came out to support this effort including teachers and administrators from TESD and the Woodlynde School.

The 6th annual Performance Arts Summer Camp (which began in July) wrapped up on August 10th. Comments from parents included, "We're very grateful to have gotten the cancellation spot! Charlotte had a fabulous time with the campers and counselors. Please do keep us on the list for when signups open next year", "We can't thank you enough! What a wonderful camp! Max had an amazing time! We are so grateful to you, the counselors, and the rest of the campers for a truly fantastic experience." From a teacher, "I was in awe of the camp participants this year! Amazing! All I could think of was that the world is going to be in great hands."

We partnered with techgirlz on the Models And Molecules workshop. "Everything we see and touch is made of atoms and molecules. But they are too small to see directly. As a result, we often use models to better understand molecules." In this workshop, we worked with different types of molecular models. We learned how scientists use these to understand synthetic and natural molecules, including those of living organisms. We worked with models of interesting molecules and learned how computers help scientific discovery. I was invited to the Band Reveal Night at Conestoga High School. The largest student organization at Conestoga, the Marching Pioneers wowed us with their performance of selections from "The Phantom of the Opera."

Finally in August, we held a "Schools on Deck" dinner on the patio. This relaxed event gave us the chance to unwind from summer activities and enjoy an al fresco dinner before the days grow shorter and the temperature drops.

In September, I attended the ARCH (Area Residents Caring & Helping) meeting at the school administration building. These meetings are great for keeping up with a precarious world today where teens are confronted with so many challenges including peer pressure, substance abuse, mental health issues, academic and social pressures and the challenge of finding their place in the world. ARCH is presenting, "Anxiety & Depression in Students" on Monday, 11/11/19 at 7pm at Conestoga High School.

Finally we hosted one of our premier events, "Writing the WOW College Essay" to find out what makes a successful admissions essay with Dr. Marylyn Calabrese. This event is always held one week after the Conestoga High School "CHS: College Application Evening." The engaging program was well attended and

students left the presentation with a detailed hand out and the coaching needed to tackle this important piece of the college application process.

### Reference Notes (Submitted by Kate Boyle)

Thank you to the reference staff who covered while I was away on vacation in September.

I am pleased to announce that I was named Treasurer/Secretary for the Pennsylvania Library Association. This is a two year commitment and I am honored to serve the librarians in our state. My term begins January 1.

Information Transactions	Sep-19	YTD	Sep-18	2018 YTD	Difference	YTD Difference
Reference Desk	1311	11790	1195	11254	10%	5%
Children's Desk	523	4373	401	4569	30%	-4%
Circulation Desk	730	6264	527	5680	39%	10%

Computer Users	Sep-19	YTD	Sep-18	2018 YTD	Difference	YTD Difference
EnvisionWare Main Level Sessions	1182	11162	1007	11943	17%	-7%
EnvisionWare Children Sessions	85	992	109	1165	-22%	-15%
Wireless	2666	18391	1838	19935	45%	-8%

Information Literacy	Sep-19	YTD	Sep-18	2018 YTD	Difference	YTD Difference
Number of Classes	4	20	0	1	400%	1900%
Number of Participants	21	194	0	8	2100%	2325%
One-on-One Sessions	61	426	22	327	177%	30%

Website Statistics	Sep-19	YTD	Sep-18	2018 YTD	Difference	YTD Difference
Page Views	15,145	142115	14,028	133,148	8%	7%
Users	5,018	46186	4,736	47,149	6%	-2%

Proctoring Statistics	Sep-19	YTD	Sep-18	2018 YTD	Difference	YTD Difference
# of Proctoring Sessions	1	46	5	84	-80%	-45%
# of Proctoring Hours	1.5	80.75	6	126	-75%	-36%

Respectfully submitted by Christopher Kibler, Director of Libraries